



CEREDIGION
CYSUR LOCAL OPERATIONAL GROUP
Performance Management Report

Quarter: 1
1.4.22 – 30.6.22

CONTENTS:	TUDALEN / PAGE
SECTION 1: Introduction	3
SECTION 2: Headline and Comparative Data	4
SECTION 3: Child Protection Referrals	6
SECTION 4: Child Protection Section 47 Enquiries	9
SECTION 5: Child Protection Conferences	11
SECTION 6: The Child Protection Register	20
SECTION 7: Protection Strategy Meetings in Special Circumstances	23
SECTION 8: Multi Agency Child Sexual Exploitation	24
SECTION 9: Police – MARAC	25
SECTION 10: Learning Services	28
SECTION 11: Hywel Dda University Health Board	33
SECTION 12: S-CAMHS	38
SECTION 13: Adult Safeguarding	45

SECTION 1: INTRODUCTION:

This is the multi-agency management report in relation to safeguarding children in Ceredigion during the period 1st April to 30th June 2022. It provides performance management information on action taken to safeguard children.

It includes reports from partner agencies relating to safeguarding and promoting the wellbeing of children in Ceredigion.

The indicators and measures used are defined and reported on locally, regionally and nationally.

This management information is regularly discussed by members of the CYSUR Ceredigion Local Operations Group in order to monitor and evaluate the effectiveness of safeguarding children arrangements in Ceredigion and the outcomes achieved.

Any comments or queries regarding the report should be addressed to:

Elizabeth Upcott
Rheolwr Corfforaethol Diogelu
Safeguarding Corporate Manager,
Elizabeth.Upcott@ceredigion.gov.uk
01545 574212

SECTION 2: Headline and Comparative Data

Referral Outcomes	April-June 2022	Jan-Mar 2022	Oct-Dec 2021	July-Sept 2021	April-June 2021
Reports/Referrals leading to Child Protection Strategy Discussions / Meetings	221	154	122	106	116
Initial CP Conferences					
Number of Initial CP Conferences (excluding transfer and pre-birth conferences)	5	8	4	9	8
Number of Initial Pre Birth CP Conferences	4	2	-	-	1
Number of Transfer CP Conferences	-	-	-	1	-
Pre-Birth Transfer CP Conference	-	-	-	1	-
Total number of Initial CP Conferences(including transfer and pre-birth Conferences)	9	10	4	11	9
Total number of children subject to Initial/Pre-birth/Transfer Conferences	13	21	8	33	18
CP Register					
Number of children's names placed on the CP Register (excluding pre-birth and transfer conferences)	8	19	6	26	17
Number of children's names to be placed on the CP Register at birth	4	2	-	-	1
Number of children's names placed on the CP Register after transfer from other Local Authorities	-	-	-	-	-
No. of children's names to be placed on the CP Register at birth after transfer from other Local Authorities	-	-	-	1	-
Total number of children's names placed on the CP Register following Initial Conferences	12	21	6	27	18
Total number of children's names not placed on the CP Register	1	-	2	6	-
Review CP Conferences					
Number of Review CP Conferences	19	13	13	13	12
Number of Review Pre Birth CP Conferences	-	-	-	1	
Total Number of Review CP Conferences (inc Pre Birth)	19	13	13	14	
Number of children subject to Review CP Conferences	43	23	34	23	24
Number of children's names to be placed on the CP Register at birth	-	-	-	1	-
Total number of children subject to Review/Pre-birth Conferences	43	23	34	24	24
Total number of children remaining on CP Register	29	11	19	13	7
Total number of children removed from the CP Register	14	12	15	11	17

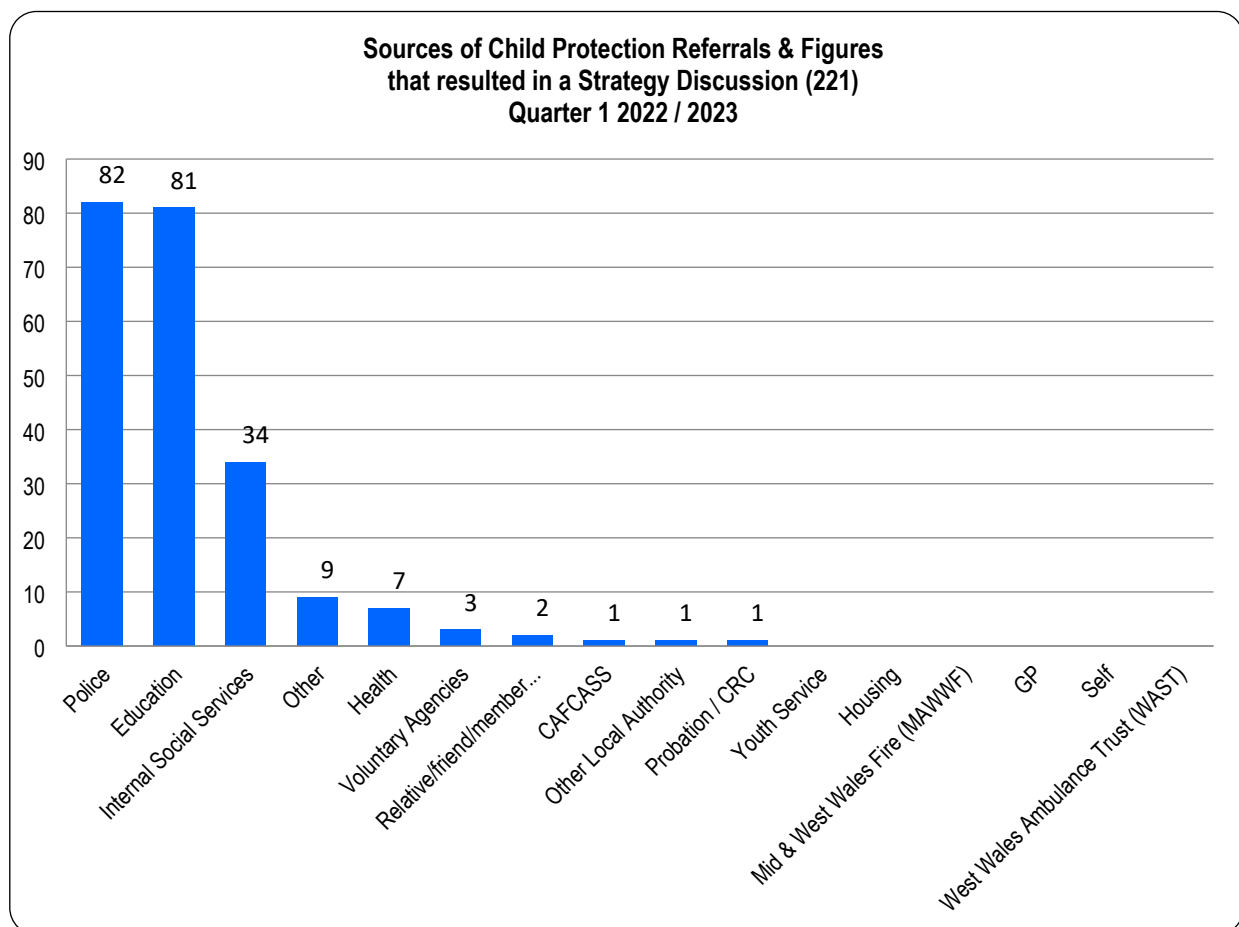
Analysis:

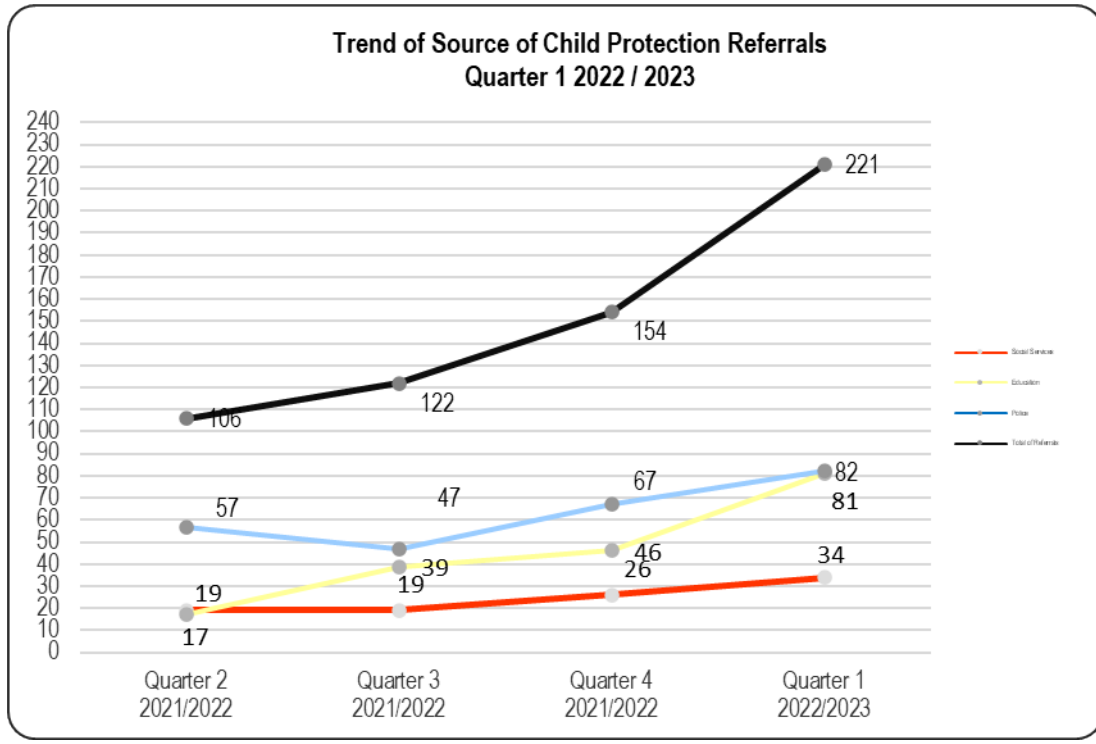
There was a further significant increase in the number of referrals that lead to action taken under Wales Safeguarding Procedures during this quarter.

The percentage of children discussed at review conferences and who were deregistered was 33%.

SECTION 3: Child Protection Reports and Referrals:

Sources of Child Protection Referrals and Figures that resulted in a Strategy Discussion					
Contact by	April	May	June	Total	Comp figures quarter 4
Police	27	30	25	82	67
Education	18	45	18	81	46
Internal Social Services	12	12	10	34	26
Other	1	5	3	9	4
Health	4	2	1	7	5
Voluntary Agencies	1	2		3	-
Relative/friend/member of community		1	1	2	2
CAFCASS			1	1	
Other Local Authority			1	1	
Probation / CRC			1	1	
Youth Service					3
Housing					1
Mid & West Wales Fire (MAWWF)					
GP					
Self					
West Wales Ambulance Trust(WAST)					
Total	63	97	61	221	154

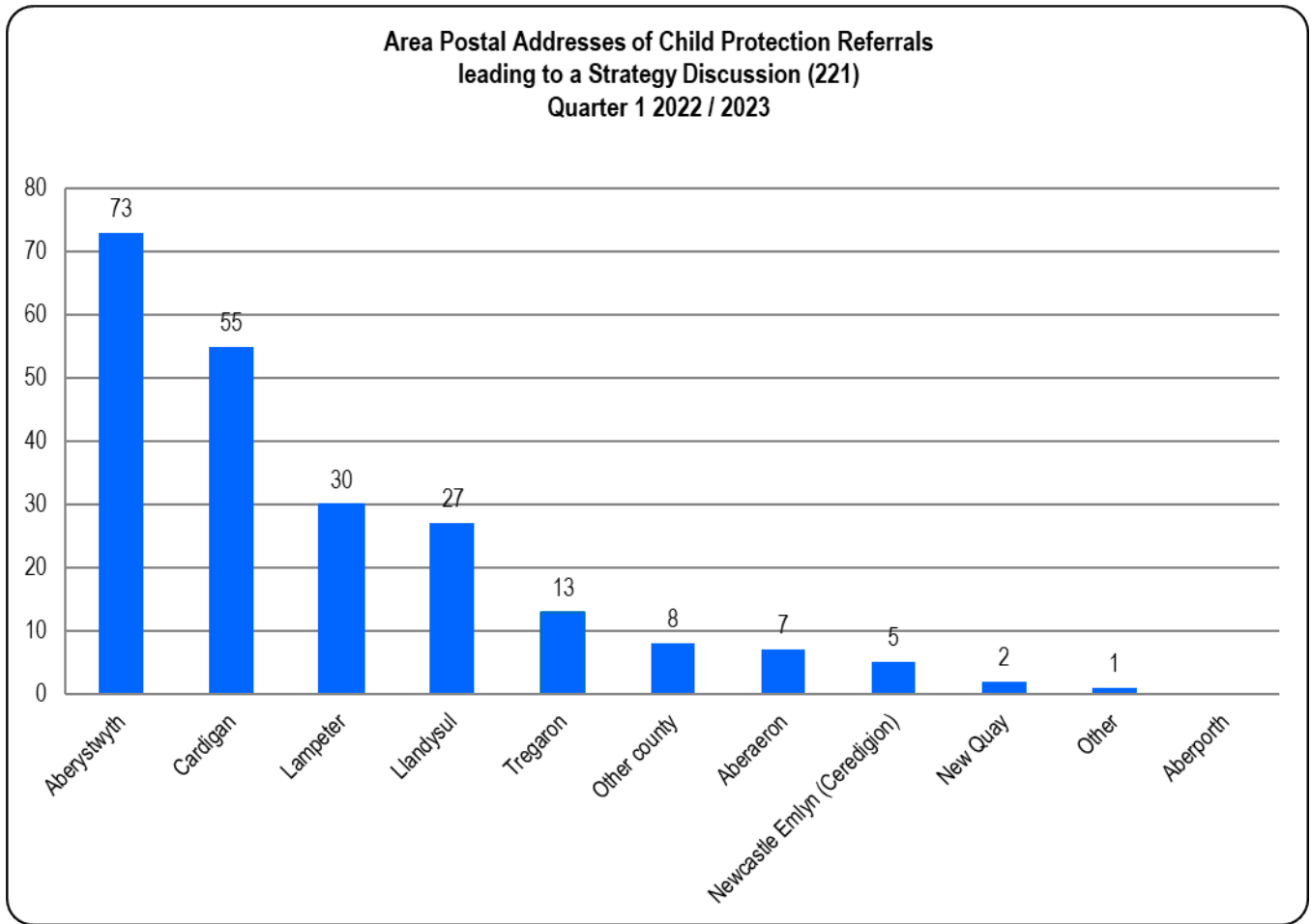




Analysis:

The Police remained as the largest source of referrals during the quarter; the schools' rate has continued to increase.

Area Postal Addresses of Child Protection Referrals leading to a Strategy Discussion					
Nearest town in Postal Address	April	May	June	Total	Comparative figure quarter 4
Aberystwyth	29	32	12	73	64
Cardigan	10	26	19	55	21
Lampeter	7	12	11	30	23
Llandysul	5	15	7	27	16
Tregaron	4	3	6	13	8
Other county	4	2	2	8	3
Aberaeron	0	5	2	7	5
Newcastle Emlyn (Ceredigion)	3	1	1	5	2
New Quay	0	1	1	2	8
Other	1	0	0	1	3
Aberporth					1
Total Number of Referrals	63	97	61	221	154



Analysis:

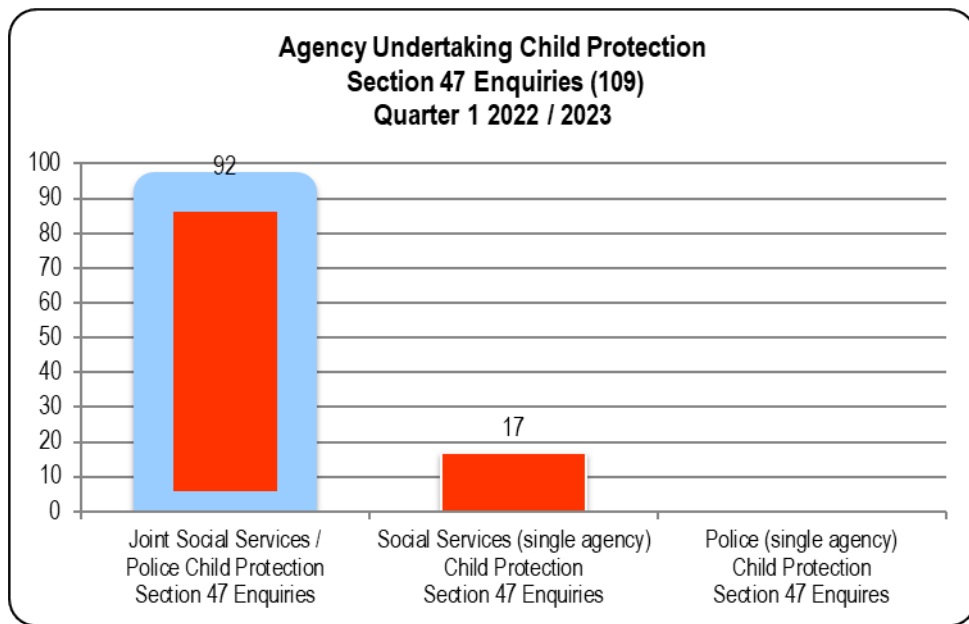
Aberystwyth is consistently the area of the greatest number of referrals

% Breakdown of Safeguarding Activity Quarter 1 2022 / 2023 (1 April – 30 June)			
Number of all Initial Contacts re Children information.			
Contact/Referrals 943	Strategy Discussions 23.4%	Section 47 Enquiries 11.5%	Initial Child Protection Conferences 1.4%

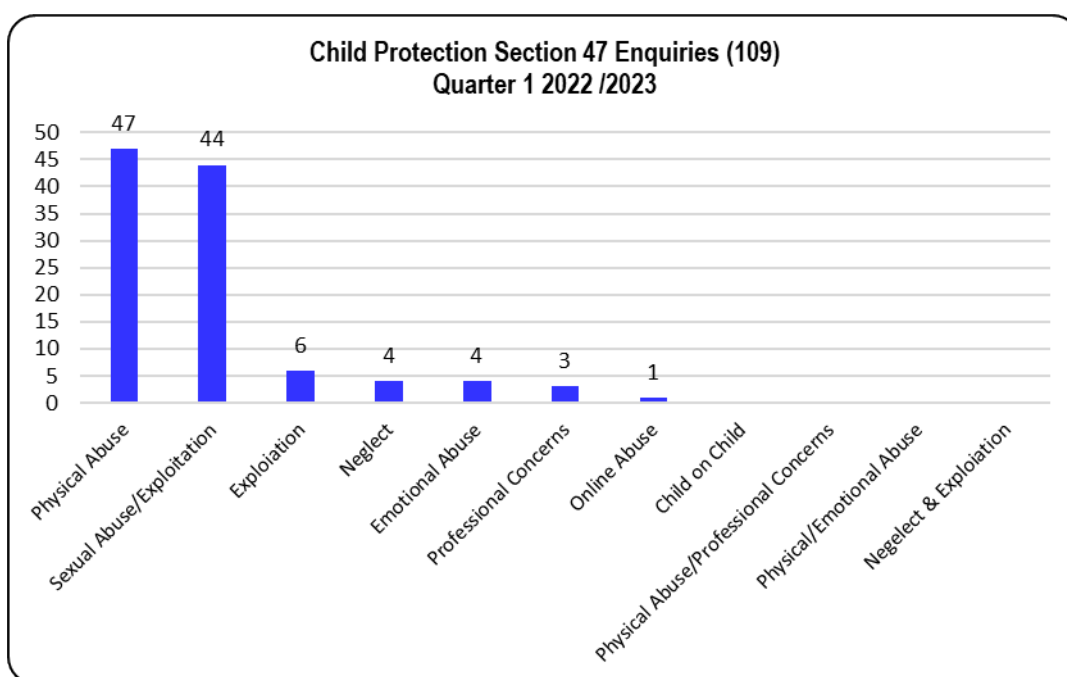
In Quarter 4, there were 1010 contacts/referral, of those, 21.8% went to a Strategy Discussion, 6.49% went to a Section 47 Enquiry, and 0.99% went on to an Initial Child Protection Conference.

SECTION 4: Child Protection Section 47 Enquiries

No. of Child Protection Strategy Discussions/ Meetings					
April	May	June	Total	Comparative fig quarter 4	
63 (48)	97 (58)	61 (48)	221	154	
Agency undertaking Child Protection Section 47 Enquiries					
	April	May	June	Total	Comparative fig quarter 4
Joint Social Services / Police Child Protection Section 47 Enquiries	25	49	18	92	64
Social Services (single agency) Child Protection Section 47 enquiries	5	8	4	17	1
Police (single agency) Child Protection Section 47 enquires	0	0	0	0	0
Total Enquiries	30	57	22	109	65



Category of Child Protection Section 47 Enquiry					
Category	April	May	June	Total	comparative fig Quarter 4
Physical Abuse	12	24	11	47	22
Sexual Abuse/Exploitation	9	29	6	44	29
Exploitation	4	0	2	6	2
Neglect	0	2	2	4	3
Emotional Abuse	2	1	1	4	1
Professional Concerns	3	0	0	3	3
Online Abuse	0	1	0	1	1
Child on Child					3
Physical Abuse/Professional Concerns					1
Physical/Emotional Abuse					
Neglect & Exploitation					
Total Number of Enquiries	30	57	22	109	65



Video Interviews					
	April	May	June	Total	comparative fig Quarter 4
Number of video interviews with children	-	-	-	-	-

Analysis:

The main concerns that lead to completing child protection enquiries were allegations of physical abuse and sexual abuse/exploitation.

The majority of enquiries were carried out jointly by Police and Children Services.

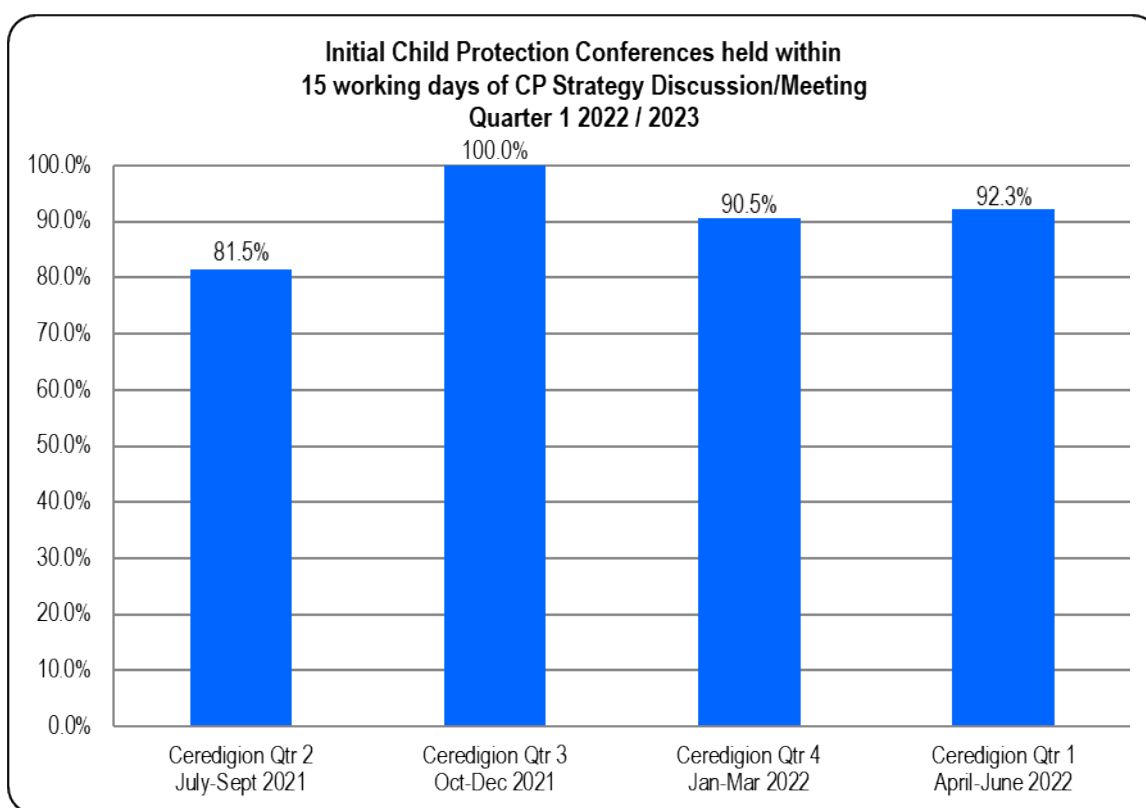
SECTION 5: Child Protection Conferences

This table contains breakdown figures in relation to Outcomes of Initial Child Protection Conferences					
Total Number of Initial CPCs	No. of children	No. of unborn	No. of families	Number of children placed on CPR incl. unborn and transferred	No. of children with Child In Need of Care and Support Plan if not registered
9	8	5	7	12	1

Initial Child Protection Conferences in timescale

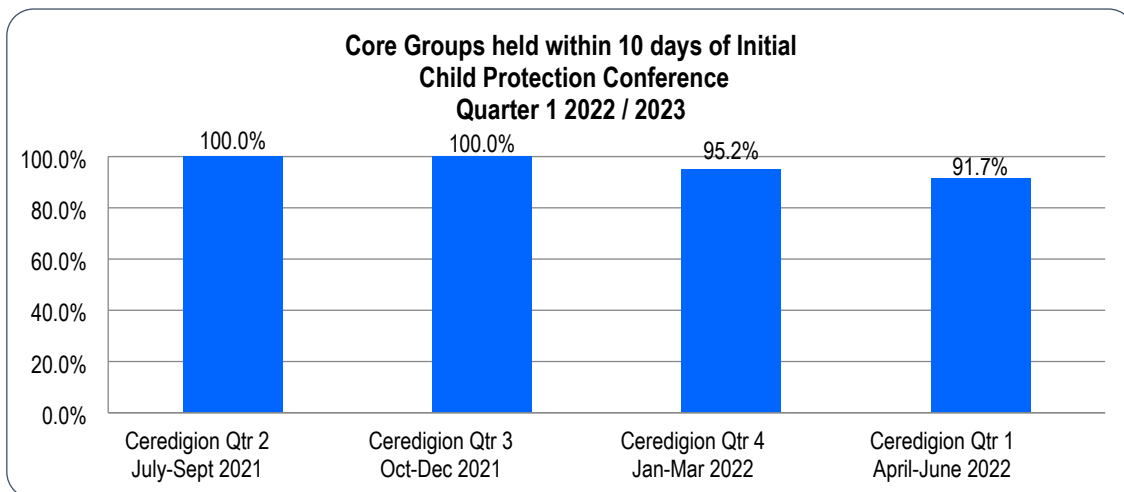
92.3% of Initial Child Protection Conferences were recorded to have taken place within 15 working days of the Strategy Discussion/Meeting.

It is important to note that all initial and Review Case Conferences are being held virtually via Microsoft Teams. Both parents and children have been able to participate in the meetings.



Child Protection Core Group Meetings in timescale:

91.7% of Child Protection Core Group Meetings were recorded to have taken place within 10 working days of the Initial CP Conference.



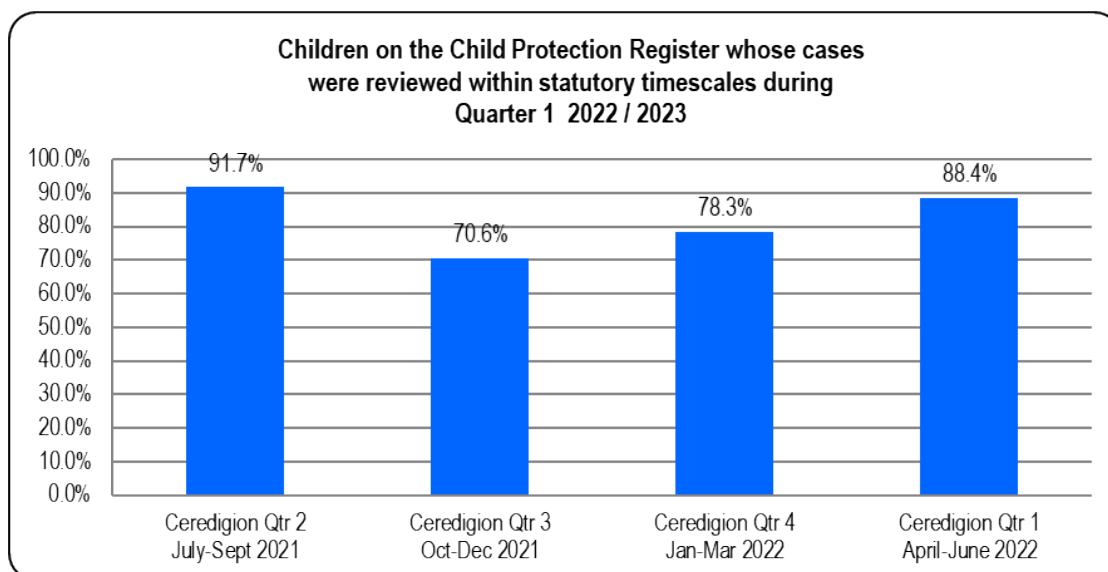
This table contains breakdown figures in relation to the outcomes of Review Child Protection Conferences:						
Total No. of Review CPCs	No. of children	No. of Unborn	No. of families	No. of names of children remaining on CP Register	No. of names of children removed from CP Register	No. of children with Child In Need of Care and Support Plan following de-registration
19	43	-	19	29	14	6

Outcomes of Reviews:

Of the 14 children who were de-registered, 6 were in receipt of further intervention on a Child in Need of Care and Support Plan; 3 subject to a Court Order and Looked After Children with 5 further young persons not in need of any services.

Review Child Protection Conferences in Timescales:

88.4% of Review Child Protection Conferences were recorded to have taken place within timescales.



Participation of parents and children in Child Protection Conferences						
<i>*Comparative data for Quarter 4 in brackets</i>						
*Social Worker report to parents 24 hours before CPC	*CP Chair met with family before CPC	*CP Chair met with child before CPC	*Family member present at CPC	*Children's views represented at CPC who did not attend (5 -18 yrs.)	*Children attendance at CPC (Over 11 yrs.)	*Children Who have allocated Advocate / Tros Gynnal.
98% (100%)	93% (87%)	N/a (100%)	93% (100%)	94% (84%)	0% (8%)	29% (55%)

Child and Family Participation and Attendance at Conferences:

Attendance by parents, children and family members:

At least 1 parent/grandparent with parental responsibility was present in 26 (93%) Child Protection Conferences.

In total, 40 parents and other family members attended CP Conferences.

The views of children and young people have been represented before and during the CP Conference;

A total of 52 Children from 25 families were the subject of Initial, Pre-birth, Transfer and Review CP Conferences during this quarter.

Conferences consisted of 5 (9%) Pre-birth child, 3 (5%) child was under 6 months, 0 (0%) child was between 6 and 12 months, 12 (21%) children were over 1 and under 5 years, 20 (36%) children were between 5 and 10 years and 16 (29%) children were between 11 and 18 years old. 20 (100%) Of children between the ages of 5 and 10 had their views represented at the Conference.

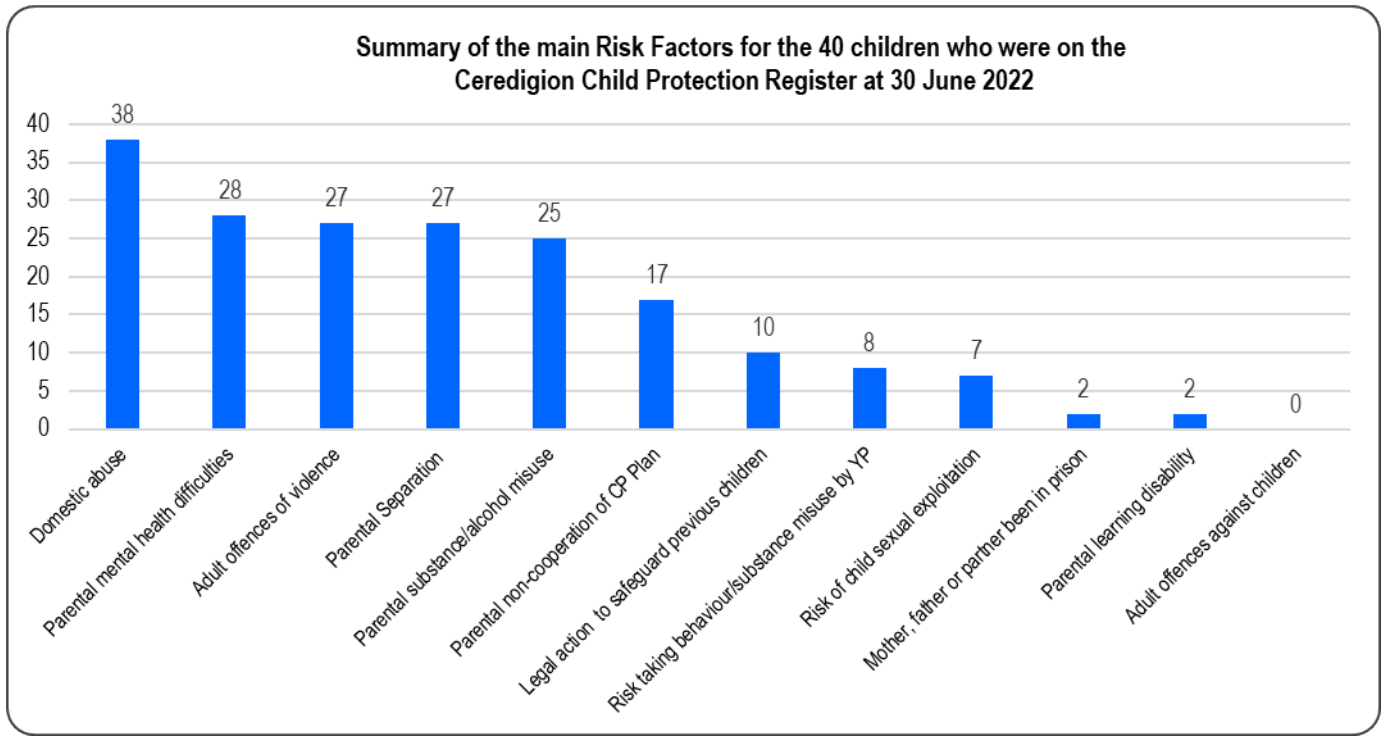
None of the Young Persons aged over 11 years attended their Conference. However 14 (87%) of the Young Persons who did not attend the Conferences had their views represented at the Conference.

10 (29%) Of young persons over the age of 5 years received the services of an advocate, a further 21 were referred for a service but report was unavailable/young person seen at time of Conference.

Analysis

93% Conferences have family members in attendance.

Summary of main Risk Factors/ ACEs identified and discussed at Child Protection Conferences	
This table is based on the Independent Conference Chair's evaluation of risk factors noted at Initial CP Conferences when children's names were placed on the Child Protection Register and at Review CP Conferences when children's names remained on the Register.	
Summary of the main Risk Factors for the 40 children who were on the Ceredigion Child Protection Register at 30 June 2022	
Domestic Abuse (ACE)	38 (95.0%)
Parental mental health difficulties (ACE)	28 (70.0%)
Adult offences of violence	27 (67.5%)
Parental separation has been a factor in this household (ACE)	27 (67.5%)
Parental substance/alcohol misuse (ACE)	25 (62.5%)
Parental non-cooperation with the CP Plan	17 (42.5%)
Legal action taken to safeguard previous children in family	10 (25.0%)
Risk taking behaviour/substance misuse by young person	8 (20.0%)
Risk of child sexual exploitation	7 (17.5%)
Mother, father or partner have been in prison (ACE)	2 (5.0%)
Parental learning disability	2 (5.0%)
Adult offences against children	0 (0.0%)

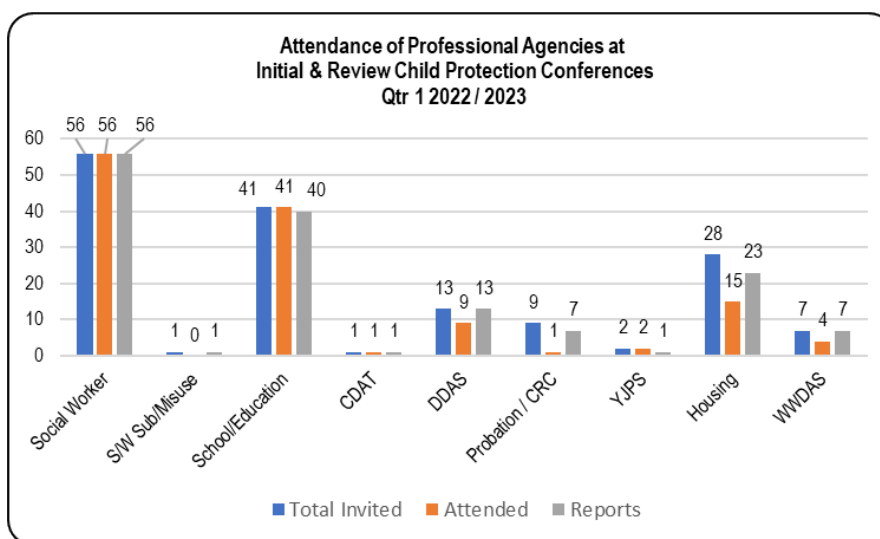


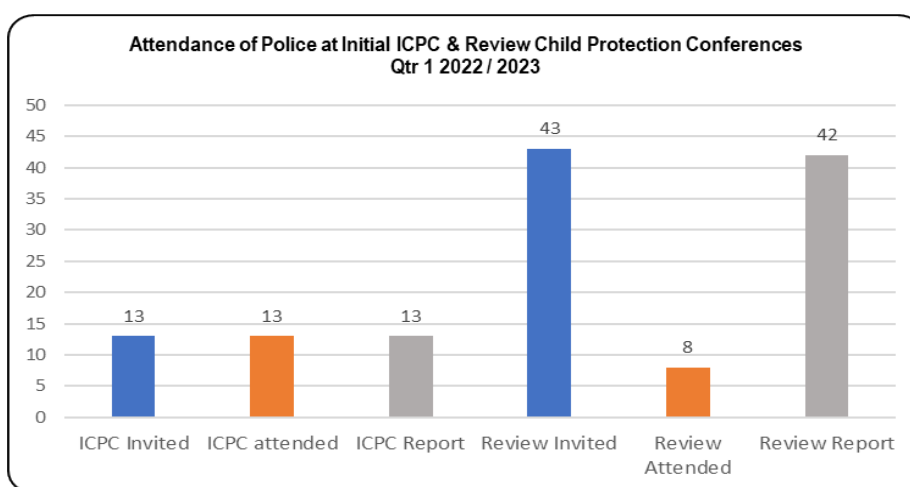
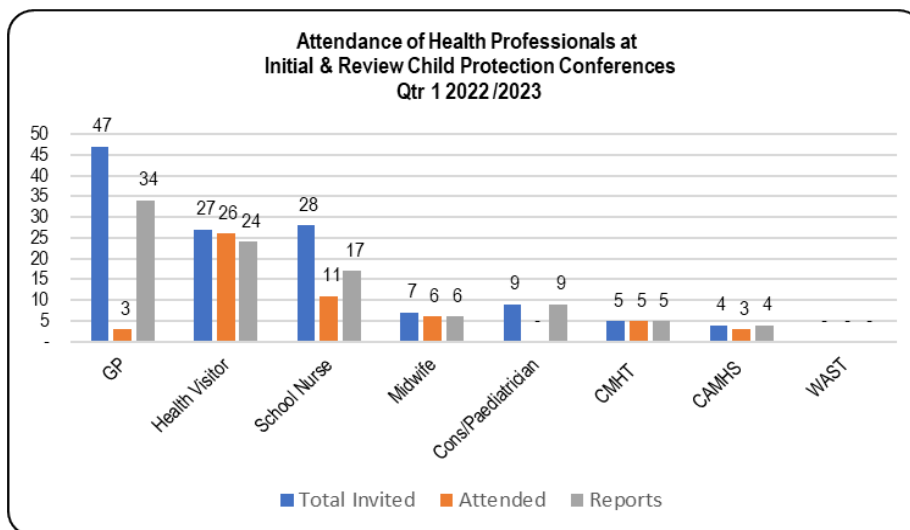
The Toxic Three Risk Factors for the 40 children who were on the Ceredigion Child Protection Register at 30 June 2022		
Number of children subject to a Care and Support Protection Plan where all of the Three Toxic Risk Factors feature (Domestic Abuse, Parental Substance Misuse and Parental Mental Health)	17	42.5%
Number of children subject to a Care and Support Protection Plan where Parental Separation <i>or / and</i> Incarceration feature (ACE)	28	70.0%
Number of children subject to a Care and Support Protection Plan where all five ACE (Domestic Abuse, Parental Substance Misuse, Parental Mental Health, Parental Separation and Incarceration)	0	0.0%

Analysis:

The main risk factors recorded were domestic abuse, parental mental health difficulties, adult offences of violence and parental separation.

Agency Attendance at Conferences:





The attendance of agencies at CPCs is illustrated in the charts above. An average of 6 agencies' staff members were invited to each CPC and an average of 4 attended. There was an average of 5 written reports available at each CPC.

The date for a Review CPC was arranged at each conference when it was required.

All 28 (100%) of CPCs were quorate.

4 (14%) CPC's recommended that a Family Group meeting be convened.

Written reports were provided by Social Workers for all 28 (100%) of CPCs, Chronologies were included in all (100%) of Initial Conferences reports.

28 (100%) of professionals/agency staff expressed their views about the level of risk and registration at all CPCs.

48 (86%) CPC registration decisions were unanimous; with 8 (14%) CPC registration a majority decision.

0 (0%) CPCs reported that there was dissent regarding the safety of the CP Plan for safeguarding the welfare of a child on the CP Register.

3 (11%) CPC's identified a young carer.

10 (36%) CPC identified that there was a shortfall in information regarding the mother's partner.

6 (25%) CPC's identified that the young persons had moderate/severe learning disability; with 8 (38%) CPC's reporting that the young person's had an Individual Development Plan.

4 (17%) CPC identified a physical/sensory disability, 8 (33%) behaviour problems were reported in CPC's.

5 (21%) CPCs identified that the young persons had speech/language difficulties; with 1 (6%) CPC informed that the children had been excluded from school.

CHILD AND FAMILY FEEDBACK

The previous system for attaining Child and Family feedback following their attendance at a Child Protection Conference has not been possible since the start of the Pandemic in March 2020 due to the fact that all Conferences are held virtually.

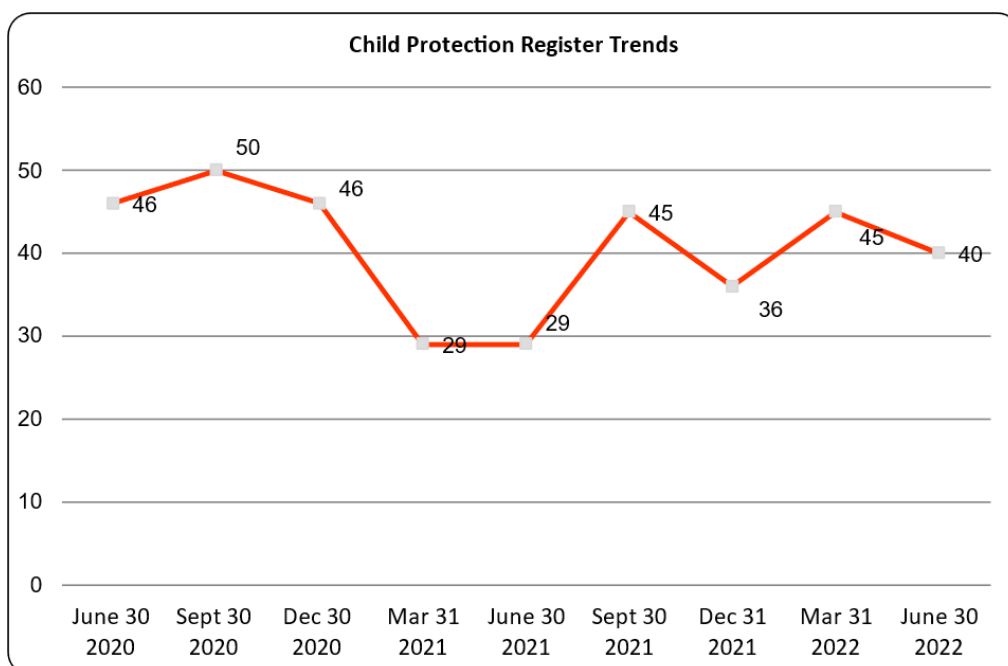
However, since the beginning of April 2021, Evaluation Questionnaires have been sent to families following their attendance at a Child Protection Conference to gain their views and feedback. For the period 1 April 2022 to 30 June 2022, Evaluation Questionnaires were circulated for 22 of the Conferences held, none have been returned.

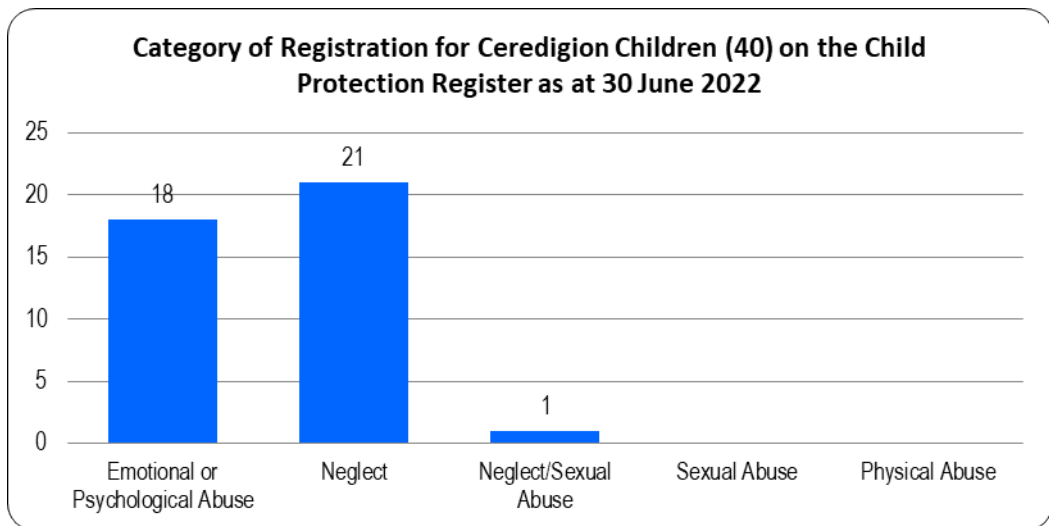
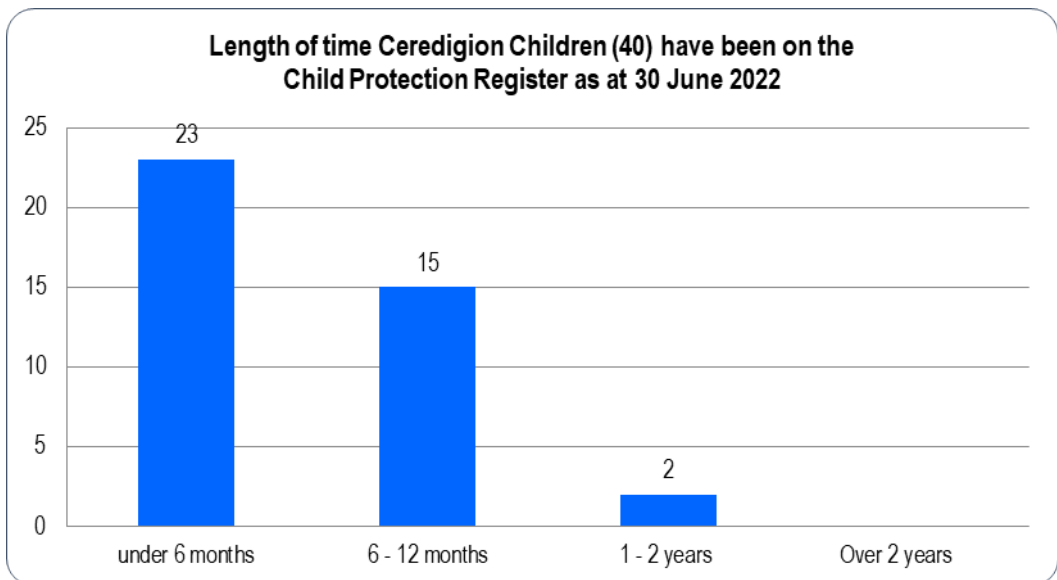
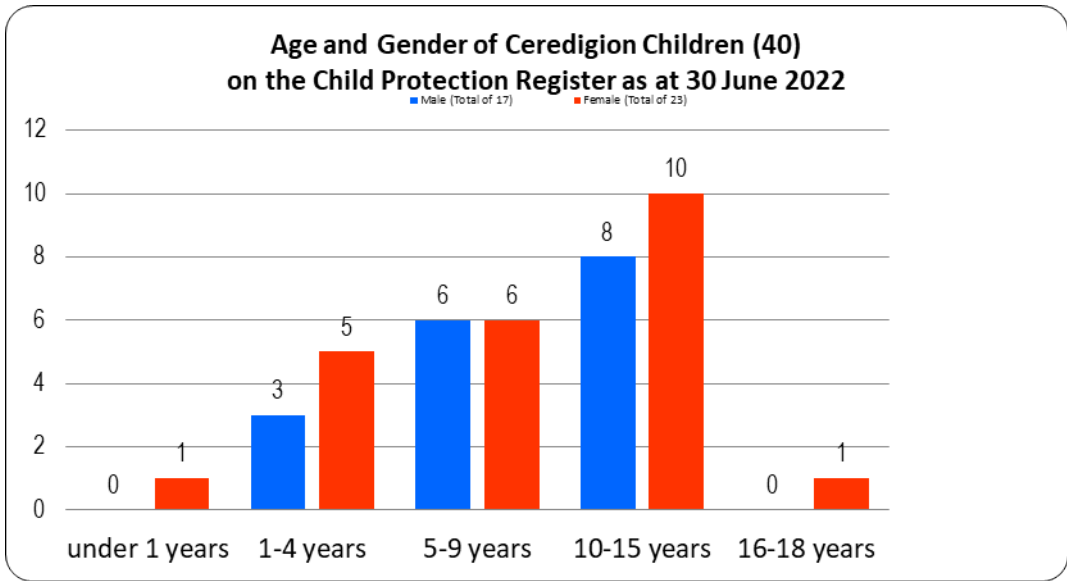
This process will continue until such time that Child Protection Conferences take place on a face to face basis.

SECTION 6: Child Protection Register

The following table and chart provides the register data and trends at the end of each quarter commencing with the most recent quarter.

Child Protection Register (CPR)	No of Ceredigion children registered on the CPR	No of Ceredigion Families registered on CPR	No of children temporarily registered on CPR	No of families temporarily registered on CPR	Total no. of all children registered on the CPR	Total no. of all families registered on the CPR	Total no of Ceredigion children on CPR Looked After
June 30th 2022	40	19	13	8	53	27	4
March 31 st 2022	45	21	6	6	51	27	0
Dec 31 st 2021	36	16	10	7	46	23	2
Sept 30 th 2021	45	17	12	10	57	27	0
June 30 th 2021	29	15	13	6	42	21	4
March 31 st 2021	29	16	12	6	41	22	5
Dec 31 st 2020	46	24	7	5	53	29	5
Sept 30 th 2020	50	22	4	3	54	25	1
June 30 th 2020	46	24	4	2	50	26	4
March 31 st 2020	55	26	10	4	65	30	2
Dec 31 st 2019	35	20	12	5	47	25	3
Sept 30 th 2019	52	27	7	3	59	30	4
June 30 th 2019	55	31	10	5	65	36	3
March 31 st 2019	74	40	4	3	78	44	5





WG Measure 28 - The average length of time for all children who were on the Child Protection Register:

This Measure asks for the average length of time in calendar days on the register for all children who were de-registered during the quarter	April-June	176
--	------------	-----

	April-June 2022	Jan-Mar 2022	Oct-Dec 2021	July-Sept 2021	April-June 2021	Jan-Mar 2021	Oct-Dec 2020	July-Sept 2020	April-June 2020
Rate per 10,000 Children under 18	31	35	28	35	23	23	36	39	36

WG Measure 27 – The number of re-registrations of children on Local Authority Child Protection Registers within the year

Initial Conferences	April-June 2022	Jan-Mar 2022	Oct-Dec 2021	July-Sept 2021	April-June 2021	Jan-Mar 2021	Oct-Dec 2020	July-Sept 2020
Number of Children previously on the register and deregistered within last 12 months	0	0	0	9	0	0	0	0

Analysis

The number of children on the Register at the end of this period has increased from the previous quarter.

The highest category of registration remains as neglect and emotional abuse which reflects domestic abuse as one of the greatest risk factors.

The majority of children are on the Register for a period of up to 6 months.

The number of girls on the Register has now exceeded the number of boys.

The largest age category of registration remains consistently at 10-15yrs.

ADRAN SECTION 7: Cyfarfodydd Strategaeth Amddiffyn Plant Ganllawiau Amddiffyn Plant Cymru Gyfan / Child Protection Strategy Meetings of the All Wales Child Protection Procedures

There were 51 children referred and in total there were 65 strategy meetings held in the quarter.

Strategy Meetings were held in relation to 2 Ceredigion Looked After Children and 1 other Local Authority Looked After Child(ren).

There were no Ceredigion Looked After Child placed out of county reported to be the subject of Child Protection Enquiries within the placement area.

Category of Child Protection Strategy Meeting	April Meetings held	May Meetings held	June Meetings held	Total number of cases
Risk of child exploitation	9	8	4	15
Concerns regarding neglect	1	1	1	2
Concerns regarding physical abuse	0	1	0	1
Concerns regarding sexually harmful behaviour	6	4	6	13
Concerns regarding a young person going missing	0	7	4	5
Concerns regarding emotional abuse	1	1	2	4
Concerns regarding a person in contact with children through their work	4	4	1	9
Total number of meetings	20	26	19	
Total number of cases discussed in this quarter				49

ADRAN/SECTION 8: Ecsbloetio Rhywiol Plant Cyfarfodydd Rheoli Aml Asiantaethol / Multi Agency Child Exploitation Management Meetings

New Case / Review	Exit / Remain in MACE	Male / Female	Age	At home / in care	CPR	Date of meeting	Agency Attendance
Review	Remain	M	13	H	Y	29.04.22	Safeguarding, Planned Care, Police, Health, Education, TAF, Tim Teulu, YJS
Review	Remain	F	12	H	N	07.06.22	Safeguarding, Police, Health, Education, TAF, PCC, YJS
Review	Remain	F	17	C	N	12.04.22 29.04.22 25.05.22 22.06.22	Safeguarding, Police, Planned Care, Health, Extended Support, YJS, Fostering
New	Remain	F	15	H	Y	22.06.22	Safeguarding, Police, Planned Care, Health, Education, PCC, Education Inclusion, WWHA
Review	Exit	F	17	H	N	14.04.22 04.05.22	Safeguarding, Police, Adult Safeguarding, WWHA, Child Trafficking Guardian Service
Review	Exit	F	14	H	Y	08.04.22 29.06.22	Safeguarding, Police, Planned Care, Health, Education, PCC
Review	Exit	F	17	H	N	09.05.22	Safeguarding, Police, Extended Support, Adult Safeguarding
Review	Exit	F	15	H	N	07.04.22 30.06.22	Safeguarding, Police, Planned Care, Health, Education, Education Inclusion, PCC
Review	Exit	F	16	H	N	22.06.22	Safeguarding, Police, Porth Gofal, PCC, WWHA
Review	Exit	F	16	H	Y	04.05.22	Safeguarding, Police, Planned Care, Education, PCC

SECTION 9: : Police Marac Report

Monthly Data Returns – April 2022

Overall number of cases met MARAC criteria	246				
Number of cases reviewed and resulted at MRE (MARAC Repeat/Escalation) review stage.	127 reviewed 77 resulted				
Overall number of cases dealt with at Daily Discussion.	169 discussed 145 resulted				
Cases through to MARAC	24 cases to MARAC				
Percentage of cases	31.30% resulted at MRE 58.94% resulted at DD 9.75% progressed to MARAC				
Divisional breakdown of case numbers	Carmarthenshire – 96 Pembrokeshire - 59 Ceredigion – 41 Powys – 50				
No of children in the household	Carmarthenshire – 74 Pembrokeshire - 86 Ceredigion – 47 Powys – 56				
	Resulted at MRE	Resulted at DD	MARAC	Time Saved going to MARAC (*average 10min a case)	
Carmarthenshire	34	49	13		
Pembrokeshire	23	33	3		
Ceredigion	10	27	4		
Powys	10	36	4		

Monthly Data Returns - May

Overall number of cases met MARAC criteria	292
Number of cases reviewed and resulted at MRE (MARAC Repeat/Escalation) review stage.	156 Reviewed 96- Resulted at MRE
Overall number of cases dealt with at Daily Discussion.	192- Discussed at DD 167 -Resulted at DD
Cases through to MARAC	25
Percentage of cases	Resulted at MRE – 32.8767% Resulted at DD – 57.1917% MARAC – 8.56164%
Divisional breakdown of case numbers	Carmarthenshire – 117 Ceredigion – 50 Pembrokeshire – 71 Powys - 54
No of children in the household	Carmarthenshire -85 Ceredigion – 46 Pembrokeshire - 102 Powys -64

	Resulted at MRE	Resulted at DD	MARAC	Time Saved going to MARAC (*average 10min a case)	
Carmarthenshire	42	62	14		
Pembrokeshire	26	37	5		
Ceredigion	12	34	2		
Powys	16	34	4		

Monthly Data Returns - June

Overall number of cases met MARAC criteria	285
Number of cases reviewed and resulted at MRE (MARAC Repeat/Escalation) review stage.	165 Reviewed 111 Resulted
Overall number of cases dealt with at Daily Discussion.	174 Discussed 154 Resulted
Cases through to MARAC	22
Percentage of cases	38.947% resulted at MRE 64.561% resulted at DD 7.719 % Progressed to MARAC
Divisional breakdown of case numbers	Carmarthenshire - 105 Pembrokeshire-76 Ceredigion-41 Powys-63
No of children in the household	Carmarthenshire-93 Pembrokeshire-90 Ceredigion-45 Powys-40

	Resulted at MRE	Resulted at DD	MARAC	Time Saved going to MARAC (*average 10min a case)	
Carmarthenshire	39	59	9		
Pembrokeshire	37	33	6		
Ceredigion	14	24	3		
Powys	21	38	4		

SECTION 10: Learning Services

ADRODDIAD LOG GWASANAETHAU YSGOLION

HYFFORDDIANT / TRAINING

Mae hyfforddiant Diogelu ac Amddiffyn Plant lefel 1 ar rhaglen e-ddysgu yn unig, dyma'r nifer o staff sydd wedi cwblhau yr hyfforddiant hyn drwy cyfnod chwarter 1. Yn ogystal, mae'r niferoedd o staff sydd wedi cwblhau lefel 2 Amddiffyn Plant yn rhithiol hefyd wedi ei ychwanegu yn ystod y cyfnod hwn.

Level 1 Safeguarding and Child Protection training is only available as an e-learning programme, below is the number of staff who have completed the training during the quarter 1 period. In addition, the number of staff who have completed the level 2 Child Protection training virtually during this period, is also noted below.

Lefel 1 / Level 1	411
Lefel 2 / Level 2	55

VAWDASV

Mae yna 520 o staff wedi cwblhau hyfforddiant VAWDASV ar-lein yng nghyfnod chwarter.

520 staff have completed the online VAWDASV training during the quarter 1 period.

ADDYSG DDEWISOL GARTREF / ELECTIVE HOME EDUCATION

Nifer o blant yr ydych yn ymwybodol ohonynt sydd yn cael eu haddysgu'n ddewisol gartref / <i>Number of children that you are aware of that are Electively Home Educated (EHE)</i>	Nifer o blant EHE sy'n hysbys i'r Awdurdod Lleol sydd wedi cael cynnig ymweliad blynyddol yn ystod y 12 mis diwethaf / <i>Number of EHE children known to the Local Authority that have been offered an annual visit in the last 12 months</i>	Canlyniad / <i>Outcome</i>
223	211	Declined – 48 (Education reports received for 28 of those who declined) DNA'd – 9 Child seen – 71 Child not seen – 12 School Attendance Order letter sent to 3

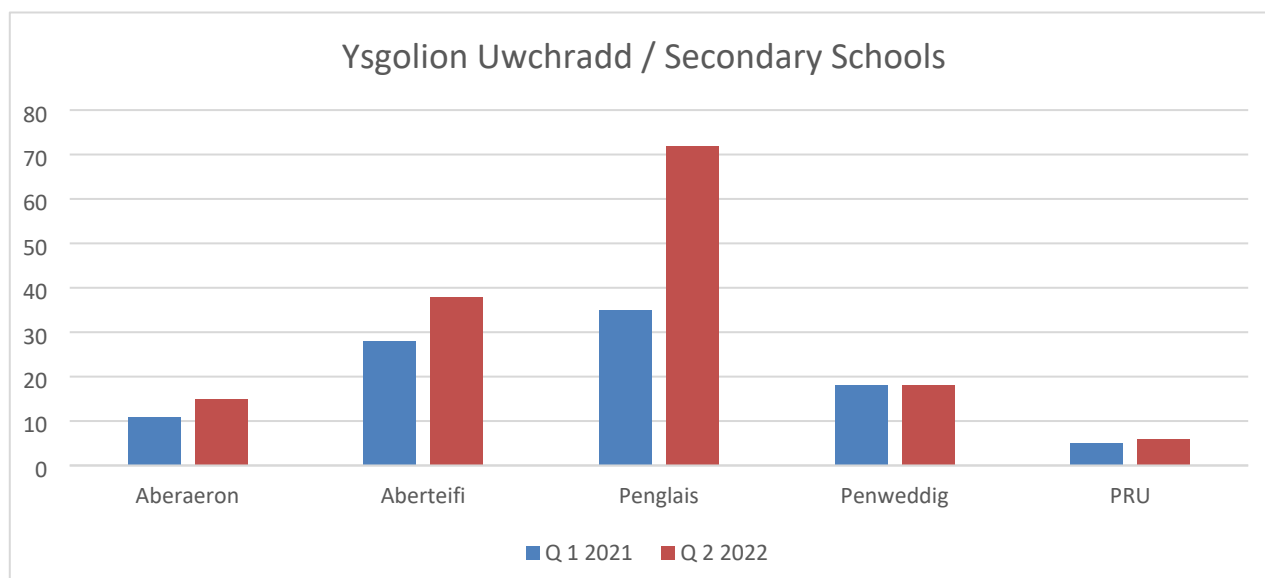
PLANT MEWN GOFAL / LOOKED AFTER CHILDREN

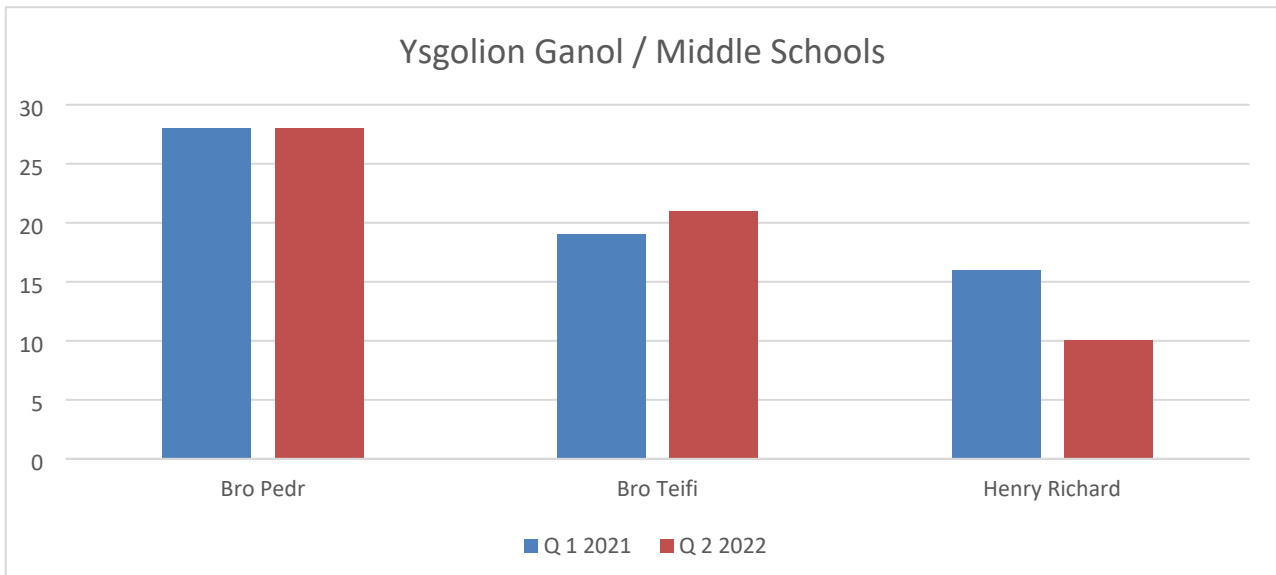
Plant mewn gofal yng Ngheredigion o oedran ysgol statudol / <i>Looked after children in Ceredigion of statutory school age</i>	<i>Ebrill / April: 52 Mai / May: 53 Mehefin / June: 52</i>
Plant mewn gofal allan o'r Sir o oedran ysgol statudol / <i>Looked after children placed out of County of statutory school age</i>	<i>Ebrill / April: 31 Mai / May: 31 Mehefin / June: 31</i>
Plant mewn gofal o Siroedd eraill o oedran ysgol statudol / <i>Looked after children from other Local Authorities of statutory school age</i>	<i>Ebrill / April: 23 Mai / May: 25 Mehefin / June: 24</i>

CYSWLLT YSGOLION / SCHOOL CONTACTS

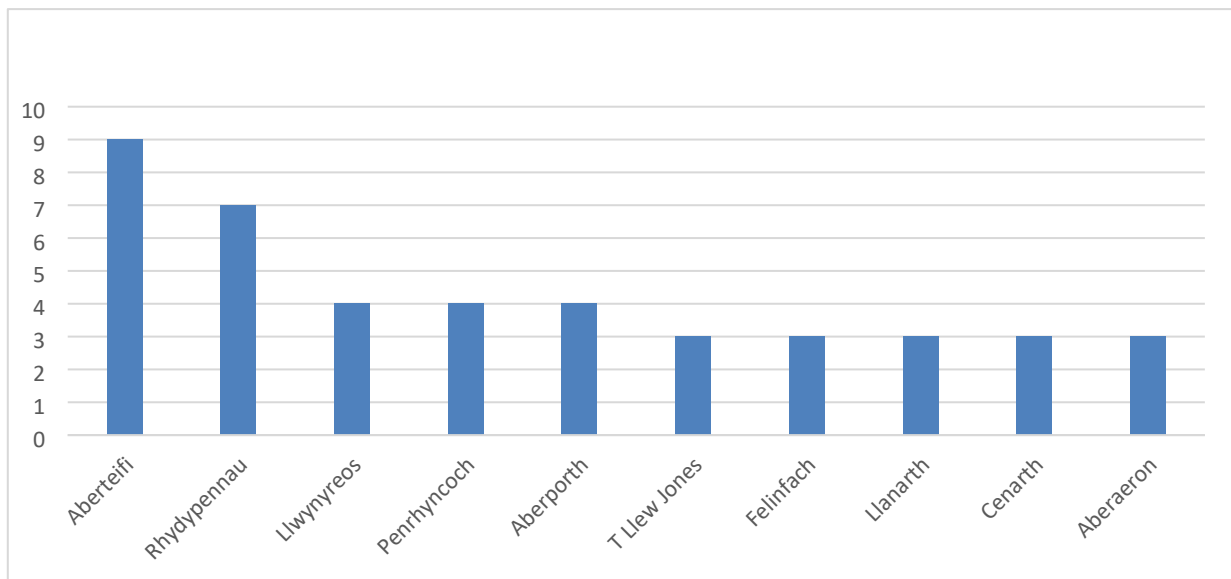
Gweler isod, y rhifau a natur y cyswllt a dderbyniwyd o ysgolion / sefydliadau dysgu yn ystod chwarter 1.

Please see below the number of contacts received from schools/learning establishments and their nature, during the period of quarter 1.



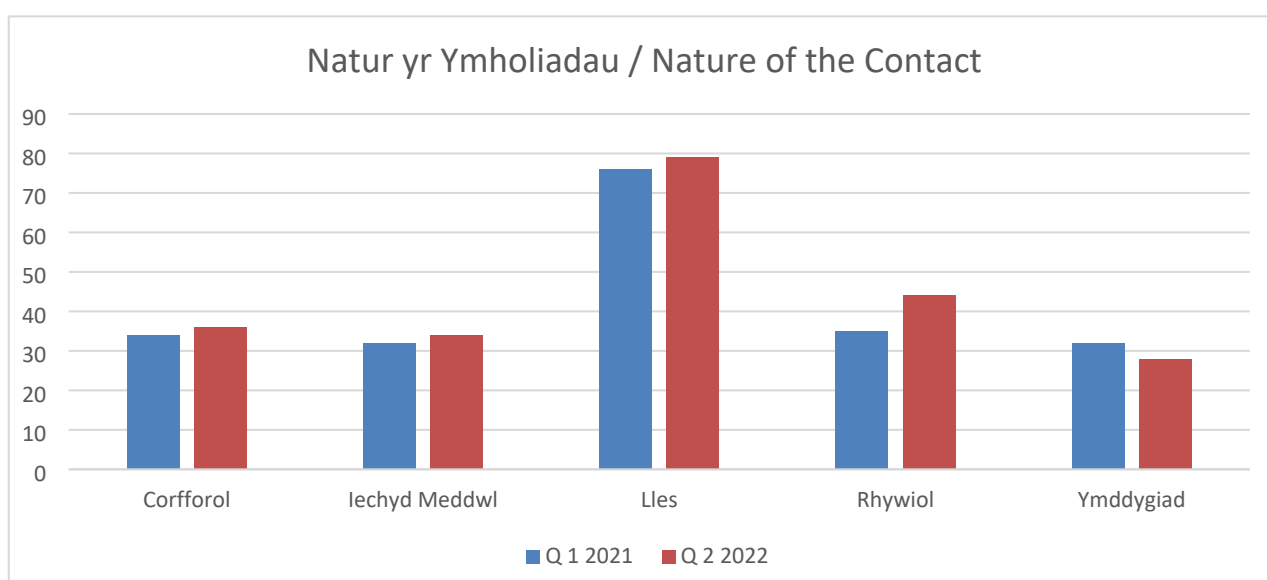
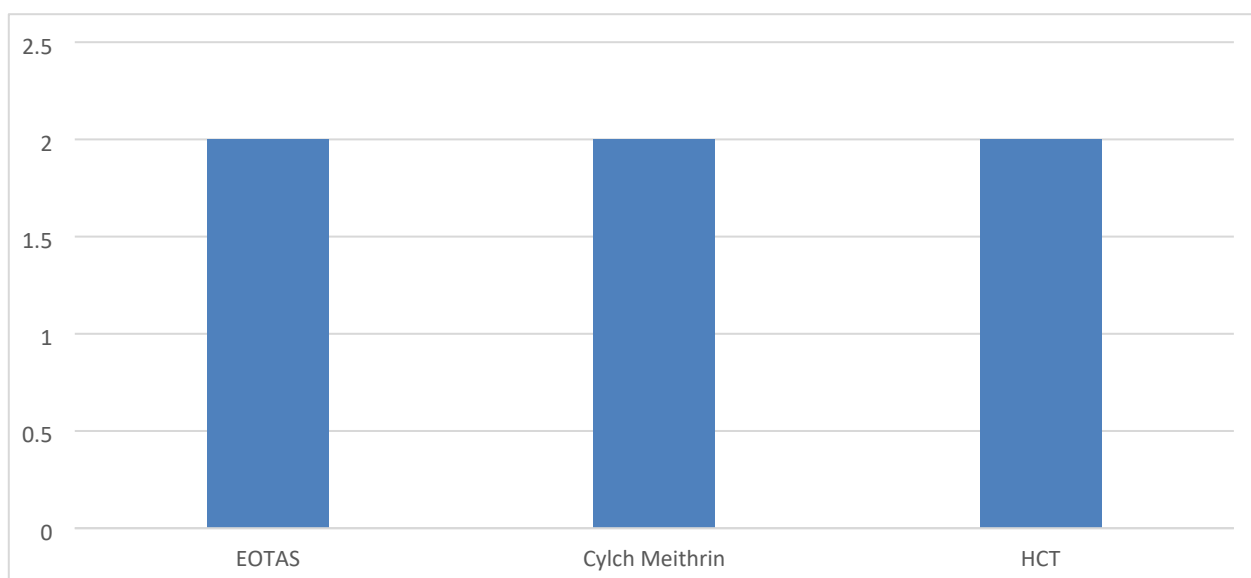


Ysgolion Gynradd / Primary Schools.



I nodi, fe wnaeth 23 o'r Ysgolion Cynradd gwneud cyswllt yn ystod cwarter 1, I gymharu a 30 o ysgolion yng nghwarter 1 2021. Oherwydd y rhif uchel hyn, nid oedd modd cynnwys pob Ysgol ar y dabl, felly wedi cynnwys yn yr uchod, y rhai wnaeth gysylltu dair gwaith neu mwy drwy gydol y cyfnod.

To note, 23 Primary Schools made contact during quarter 1, in comparison to 30 Primary School's during quarter 1 2021. Due to this large figure, it wasn't possible to capture all on one table. Therefore the above only highlights the Schools who made contact on more than three or more occasions during the period.



Oherwydd fod niferoedd fawr o rhesymau cyswllt, maen't wedi crynhoi mewn l'r grwpiau isod, er mwyn medru darllen yn fwy glir ar y siart. Yn yr adroddiad yma, dwi wedi ffocysu ar y prif pryderon, er mwyn medru ei cymharu efo'r chwarter un blwyddyn diwethaf.

Due to the large amount of reasons given for contact, some have been grouped together as noted below, in order for the information to be presented more clearly on the chart. In this particular report, I have highlighted the main concerns raised, in order to compare with quarter 1 from last year.

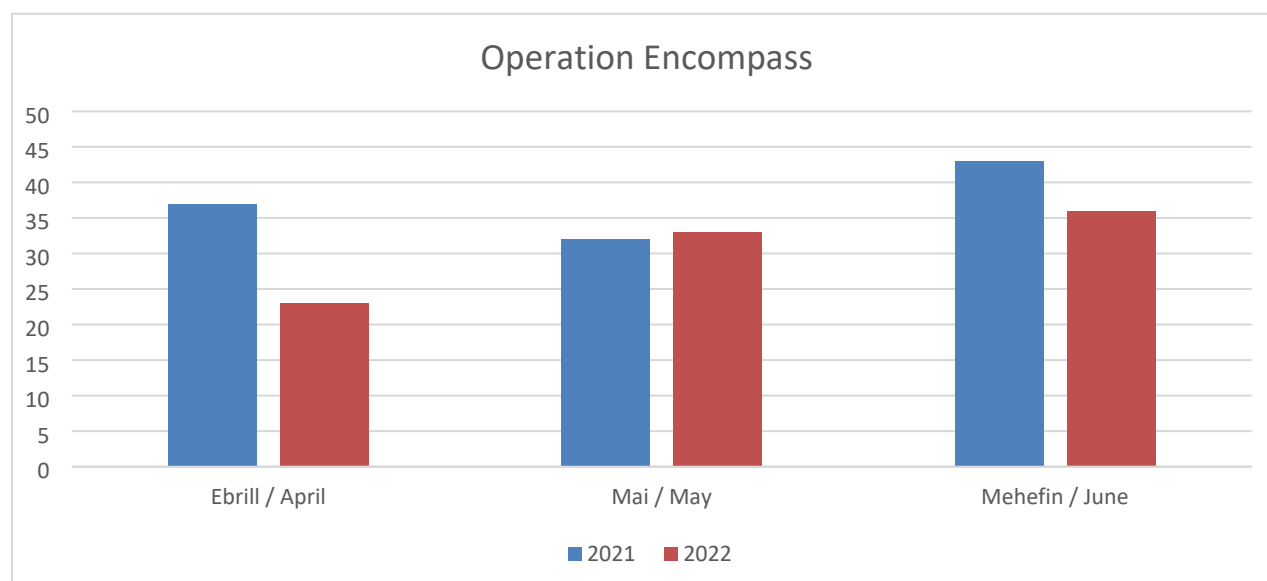
Lles / Wellbeing	Gan gynnwys plant ar goll, presenoldeb, tor perthynas, galar, gofalwyr ifanc, cyswllt cyfnod clo, materion cyswllt rhwng rhieni / Which also includes missings, attendance, relationship breakdown, young carers, contact difficulties during lockdown, contact issues between parents.
------------------	---

Rhywiol / <i>Sexual</i>	Gan gynnwys perthnasau amhriodol ag egsbloetio plant yn rhywiol / <i>Which also includes inappropriate relationships and Child Sexual Exploitation.</i>
-------------------------	---

I nodi, gafodd 46 o ddisgyblion ei gwahardd o ysgolion uwchradd Ceredigion yn ystod chwarter 1, a hynny o gyfanswm 132 diwrnod. Y rhesymau sydd wedi cofnodi am y gwaharddiadau yma, fel y ganlyn; Difrod, Sylweddau, Ymddygiad Aflonyddgar, Ymosodiad Corfforol, Ymddygiad Rhywiol, Ymddygiad Bygythiol, ag arall. Yn ogystal a hyn, fe dderbyniwyd 128 o gyfeiriadau ar gyfer cefnogaeth ataliol drwy Porth Cymorth Cynnar yn ystod y chwarter (nid yw'r ffigur yma yn cynnwys cyfeiriadau TAF).

To note, a total of 46 pupils were excluded from Ceredigion Secondary Schools during quarter 1, for a total of 132 days. The reasons noted for exclusions have been recorded as: Damage, Substances, Physical Assault, Persistent Disruptive Behaviour, Sexual Misconduct, Verbal Abuse / Threatening Behaviour.

In addition to this, Porth Cymorth Cynnar received 77 referrals for Support and Prevention during this time not including TAF referrals.



SECTION 11: HEALTH

Hywel Dda University Health Board Safeguarding Report to the Local Operational Groups

Qtr 1 2022/23

This report informs the Local Operational Groups of updates on safeguarding developments in Hywel Dda University Health Board during quarter 1 2022/23

Adult Safeguarding

The Safeguarding Team has undergone some recent changes, Paul Phillips has left to return to Health Visiting and we have welcomed Kim Bond into the team. Kim has taken up the role of Safeguarding Adult Support Practitioner.

There has been a marked increase in adult safeguarding activity yearly, safeguarding reports have increased by 65% since pre pandemic and the general workload involving advice, support and training has put significant burden on the available resource within the team. The reduction in travelling around the Health Board to attend meetings and deliver face-to-face training, provided some additional resource in time saved, but this has not been sufficient to enable the team to deliver on all that is required.

To this end, we have identified risks and added them Risk Register and escalated accordingly.

The current Pilot of the Once for Wales Safeguarding Module is looking promising in terms of capturing safeguarding reports data and allowing for easier identification of themes. This is an internal module but will run alongside the Once for Wales Safeguarding Reporting Form which will be piloted with the Local Authorities with the aim to standardise reporting across the health service in Wales.

In addition to co-ordinating the response to safeguarding enquiries in a timely manner, the team aim to ensure that the outcome of cases, identified learning or actions are fed back to the relevant service leads, with a view to reducing the likelihood of the circumstances repeating themselves.

Due to the limited resource within the team it is no longer possible for team members to support as many strategy meetings as they have done previously, this means that the team are very dependent on completed action plans and minutes supplied by the relevant LA Safeguarding Team.

The team continue to look at ways in which they can maximise the effectiveness of their activities. It is planned that later this year, an audit will be carried out on the effectiveness of the use of the Enquiry response Form (ERF). The ERF is a template used to promote a targeted response to the enquiry process to ensure that the correct information is provided to the LA in a timely manner. Whilst the audit will focus mainly on the internal process, feedback from colleagues within the LA will be sought.

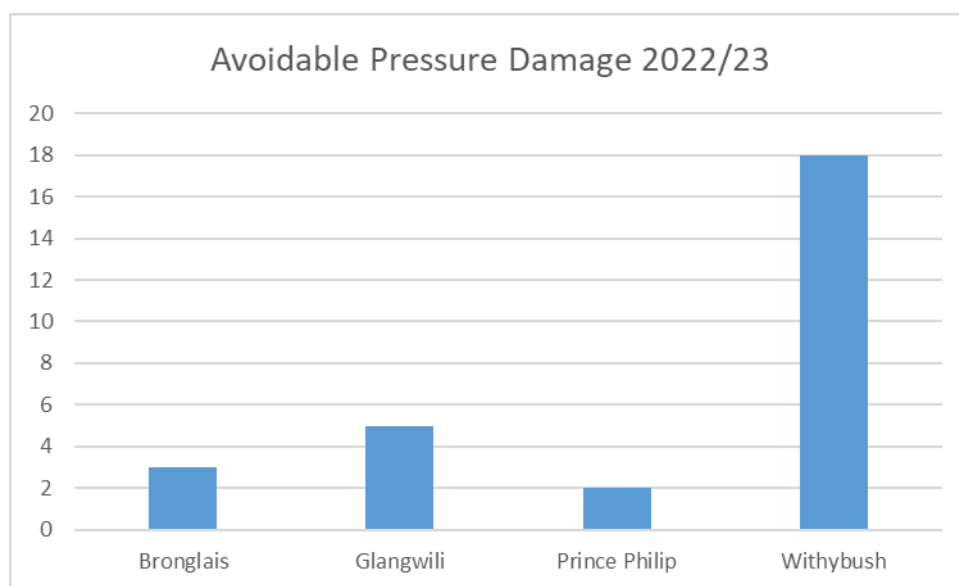
Issues for Escalation to Ceredigion LOG

Issues of concern have been identified and are being formally raised at the LOG. The concerns are that minutes are either not generated or not sent on a number of occasions following strategy meetings.

There are also a number of Health Board cases that remain outstanding from last year. Several attempts have been made to find out what the outcome of these cases were, but to date the Local Authority have been unable to provide feedback.

We would request that these issues are discussed at LOG and assurance of appropriate action to resolve the matters.

Quarter 1 2021/22 Acute Hospital Avoidable Pressure Damage Audit



The total number of avoidable cases of pressure damage incidents across all four sites in Q1 is 29. 16 reported cases were grade 1 or 2, these grades would not have been reported to safeguarding prior to the SSWBWA; 11 were recorded as Suspected Deep Tissue Injury (SDTI). It is not uncommon for pressure damage to be reported as SDTI, but within a few days, it becomes apparent that it is a grade 1 or 2. Incident reporting captures the pressure damage at its most significant grading.

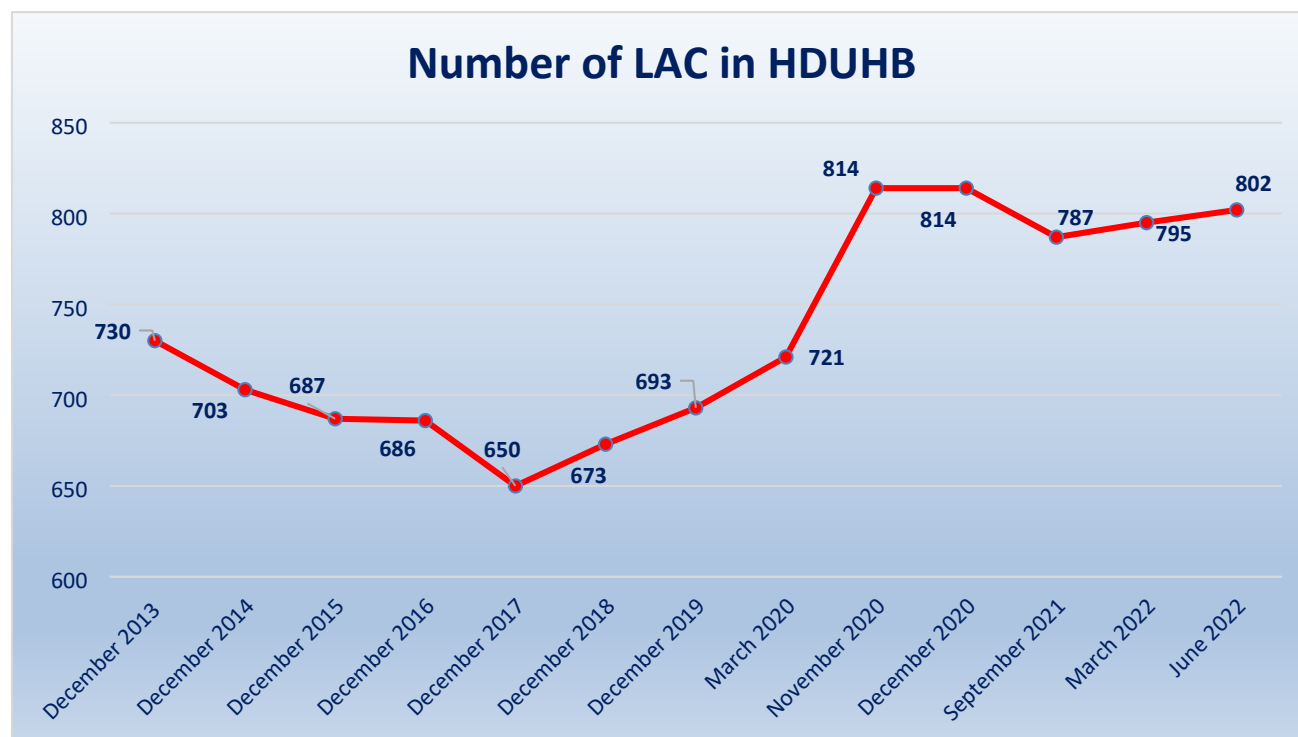
One incident was reported as grade 3, there was no pressure damage reported as grade 4, and a single unstageable case. Note that the numbers demonstrated in the graph above reflect when the meetings took place, rather than when the pressure damage occurred. In this report 41% cases occurred in preceding quarters. In part this is due to cases being deferred if further information or investigation is required.

There is a notably higher number of cases in Witherbush compared to other sites; this reflects the progress made in catching up with the backlog of cases (two additional scrutiny meetings held during the quarter). In addition, the May meeting at Bronglais was cancelled due to site pressures, whilst both Prince Philip and Glangwili had a number of cases deferred to future meetings due to site pressures.

Assurance is given that in regards to the cases of the reported pressure damage yet to be discussed at scrutiny, appropriate actions will have been implemented to safely manage the individuals' pressure damage at the time of identification.

Looked After Children

As the linear data shows below there has been a significant increase since December 2019 and this accelerating during the pandemic but it is not showing that numbers are reducing on the contrary it is still at its highest peak for 10 years



The corporate LAC team continue to support the Ceredigion Health Visiting service with health assessments due to the current identified risk assessment identifying deficit risk with recruiting Health Visitors within locality. This is not without impact to the corporate Looked After Children team who currently have a 1.8 deficit in the workforce.

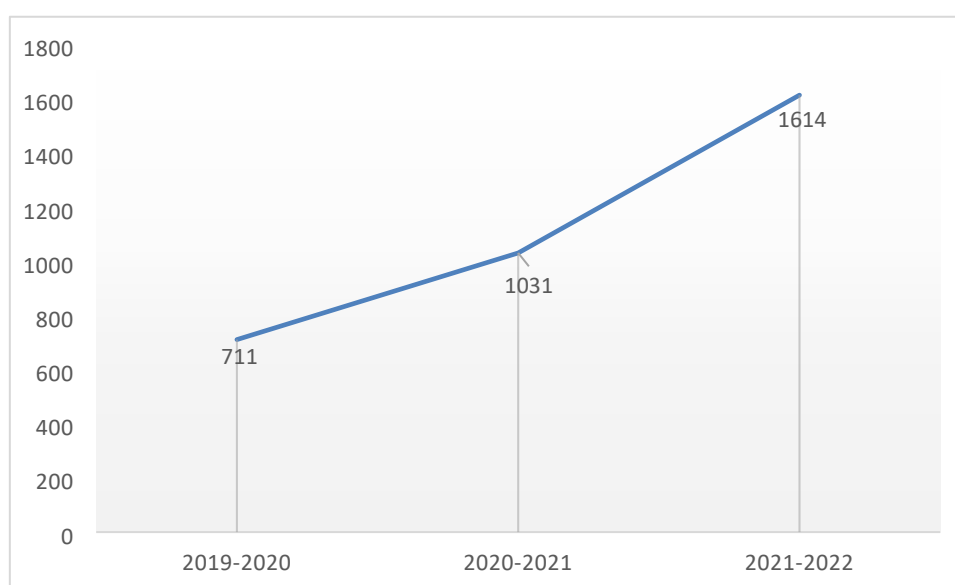
The National Transfer Scheme became mandatory which allows unaccompanied asylum seeking children to be moved to a different local authority to begin care placement rather than the responsibility falling disproportionately on certain authorities. This has created a disproportionate amount of extra administration to the actual numbers. This is due to locating appropriate health teams in England, no information to put on systems, looking for translators.

The impact of the increase in workload without additional resource has been added to the service risk register. Resource to support the health contribution for unaccompanied asylum seeking children is to be escalated via the NHS Wales LAC Steering Group and Safeguarding Network. We also request this is escalated via the Regional Safeguarding Board.

Safeguarding Children

The HDdUHB Corporate Child Safeguarding Team has seen an increase in activity, across the Health Board. This can be evidenced through the number of Multi Agency Report Forms, (MARF) submissions to Local Authorities. This graph below demonstrates this increase in MARF submissions from 2019-2020 to 2021-2022.

The data shows that since COVID 19 pandemic restrictions have been removed, an increase in MARF submissions has taken place. However, it is striking that the figure for 2021-2022 accounts for a 127% increase from the pre COVID -19 year of 2019-2020. Furthermore, there has been a 59% increase from 2020-2021 to 2021-2022.



Number of MARF's received by the HDdUHB Corporate Child Safeguarding Team 2019-2020 to 2021-2022

The increase in activity has remained for Quarter1 2022-2023, with 417 MARF's being submitted to Local Authorities. Therefore, the present projected number of MARF submissions for 2022-2023, is comparable with the 2021-2022 figures.

The Child Safeguarding Team has current challenges in relation to workforce, due to with long term sickness within the team and leave.

VAWDASV

The increase in Daily Discussion meetings and long MARAC discussions are impacting on capacity within the very small resource we have to sustain the service. We have identified risks on the service risk register. The current mitigation is limited due to demand across the whole safeguarding and LAC service.

Once for Wales Management System

There have been delays in planning a pilot due to the report form not having a body chart. We are waiting for confirmation from the national team that this has been resolved. A meeting with RSB Business Unit colleagues is planned for early September.

In the meantime, the UHB has continued to work with the national team and progressed the safeguarding management function of the form which is progressing well.

SECTION 12: S-CAMHS:

S-CAMHS Update Report for CYSUR

In line with the Welsh Government document “Admission Guidance”, HDUHB has in place a robust Admission Policy/Pathway outlining the process for admitting any young person into an Adult Mental Health Ward. The Guidance stipulates that the Health Board must have a designated Unit and within HDUHB this is Morlais Ward on the Glangwili Hospital campus.

A new Protocol has been approved to meet this statutory requirement which will ensure compliance against Welsh Government expectations.

Admission to an adult mental health ward can be a frightening experience and every attempt is made to consider the least restrictive alternative for admission. In the majority of cases a young person is admitted to the designated unit on Cilgerran Ward supported by staff from the mental health unit.

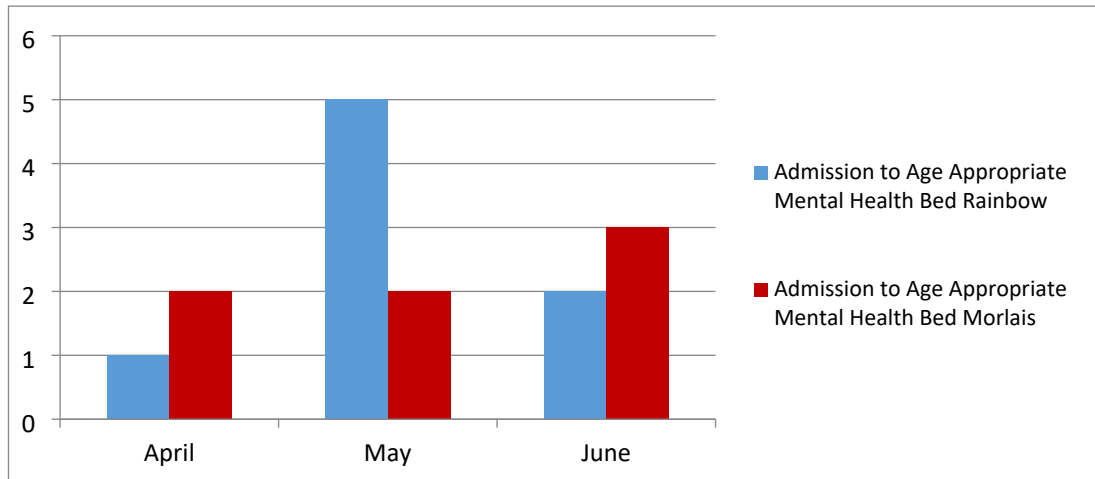
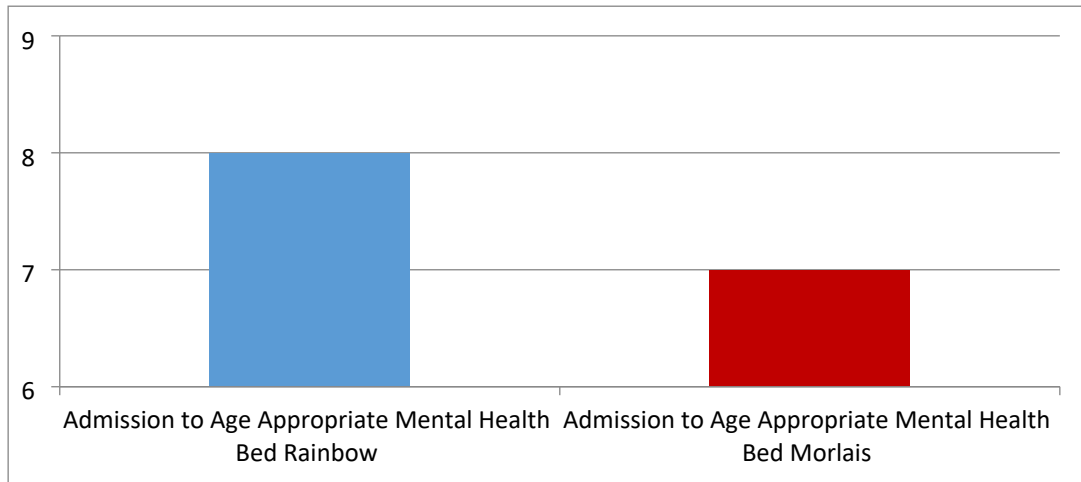
In line with the guidance, the staff have received additional training in safeguarding young people and in addition the staff on Morlais ward have all undertaken the following:

- Safeguarding Children Level 3 Training
- Have a valid Enhanced DBS in place
- Undertaken specific training on the emotional and mental health needs of children and young people
- Training on the Mental Health Act and Social Services and Wellbeing (Wales) Act 2014

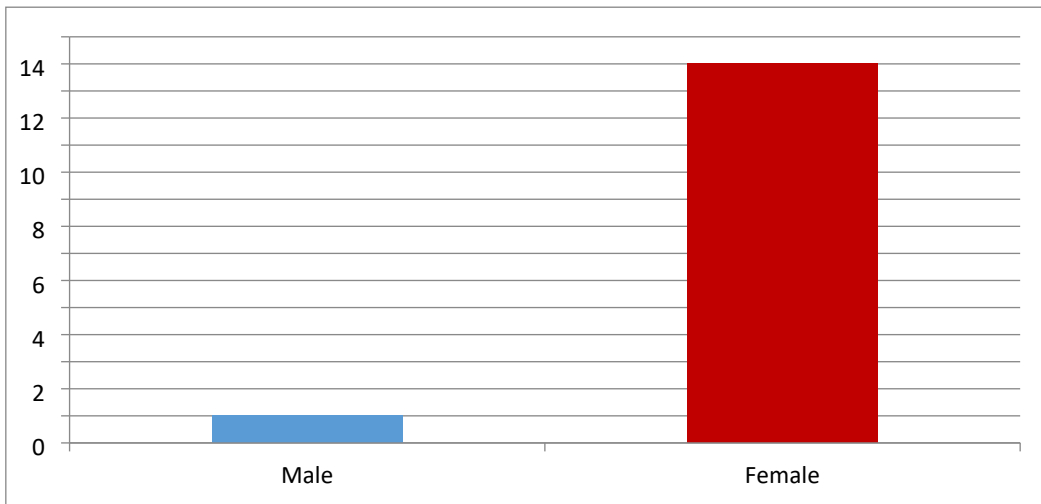
All admissions to the mental health bed must be reported, initially internally as a DATIX, and followed by a Serious Untoward Incident report to the Delivery Unit in line with the Welsh Government’s Admission Guidance Document.

Q1 Admissions to the age appropriate bed on the Rainbow bed and Morlais

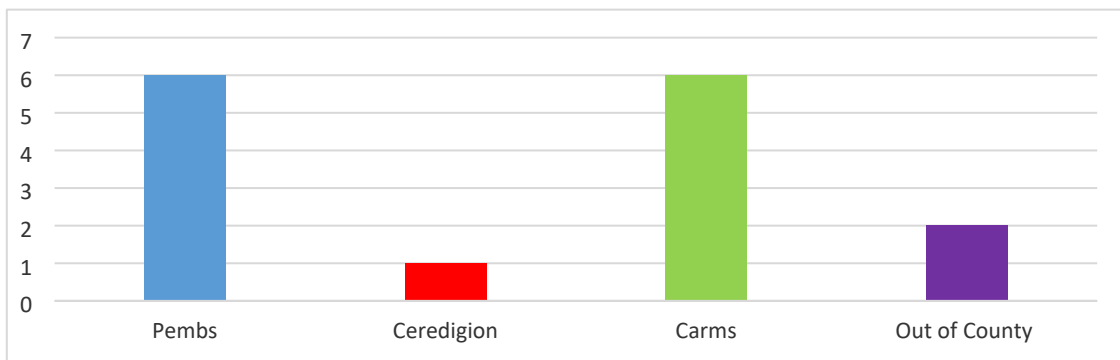
Adult Mental Health Ward Glangwili Hospital site:



Q1 Admission to Age Appropriate Mental Health Bed Rainbow / Morlais Bed by gender:



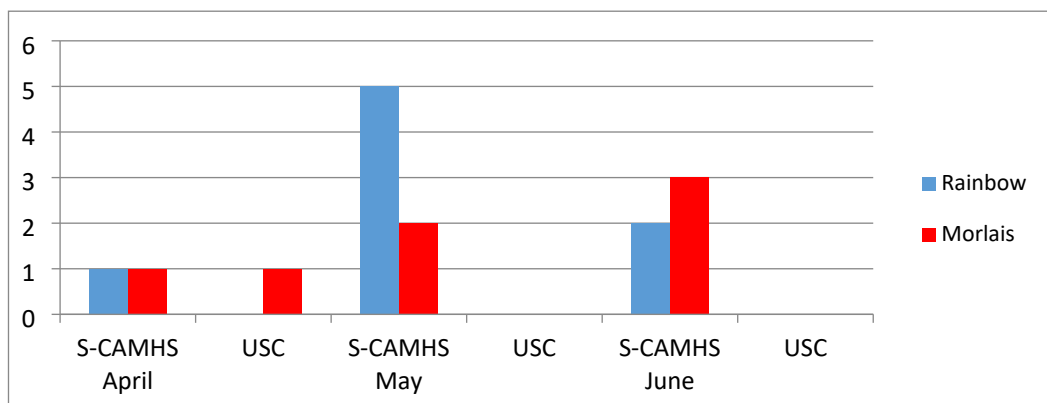
Q1 Admissions to Rainbow / Morlais Bed according to Locality:



Admissions to Paediatric Age Appropriate Bed (Rainbow Unit, Non reportable)

Specialist CAMHS records for Quarter 1 are outlined above with 15 Admissions in total, with 8 Admissions to the Paediatric bed and 7 Admissions to the Adult Mental Health Ward (Morlais).

Q1 Admissions to Rainbow / Morlais split by admitting team:



Mental Health Act Status

There were 3 x S136 cases of under 18s during this period. Two of which became subject to section 2 of the Mental Health Act.

Admission Outcomes

	Discharged Home	Onward Admission	Remains on Ward
Rainbow	8	0	0
Morlais	6	1	0

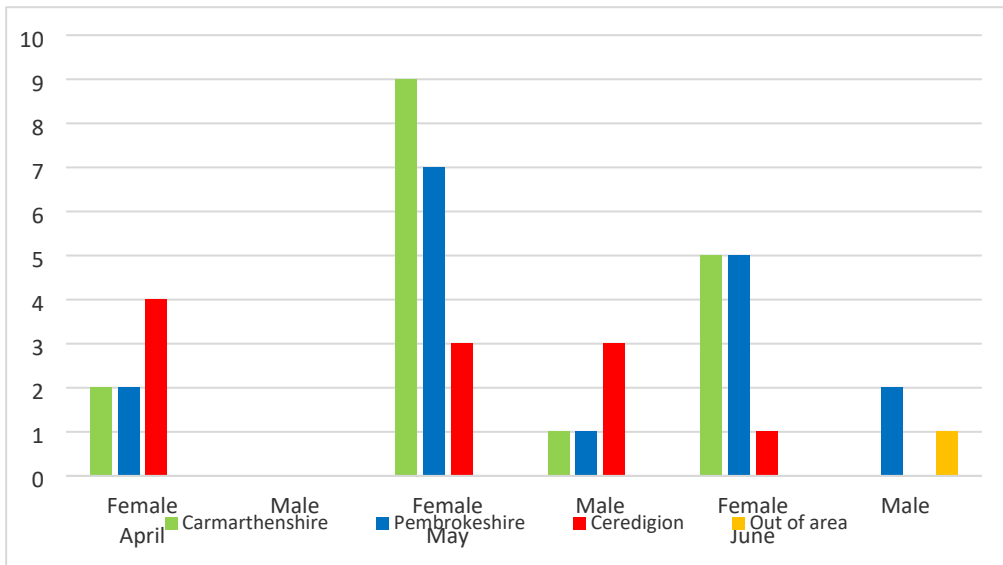
Admissions relating to Self-Harm

Within HDUHB there are robust systems in place for S-CAMHS to provide a mental health assessment, following referral from the Paediatric ward where any young person is admitted following an episode of self harm. The reason for admission is generally following an overdose but, on occasions, it can be following deliberate cutting or an attempted hanging.

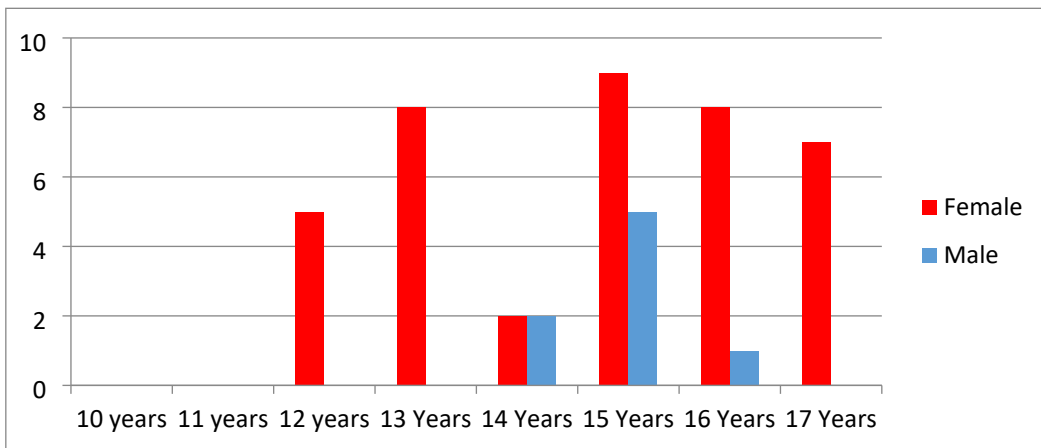
All overdose/self harm admissions receive a follow up appointment within three working days to monitor risk and provide support. There is a robust Pathway in place along with Guidance for admission of all young people who present following self harm in order that a comprehensive mental health assessment and risk management plan can be agreed. Where appropriate, referral to the Safeguarding team and/or Social Services may be considered.

The following table details the numbers of admissions following Deliberate Self Harm (DSH) Quarter 1 2022/2023 for the 3 Local Authority Areas:

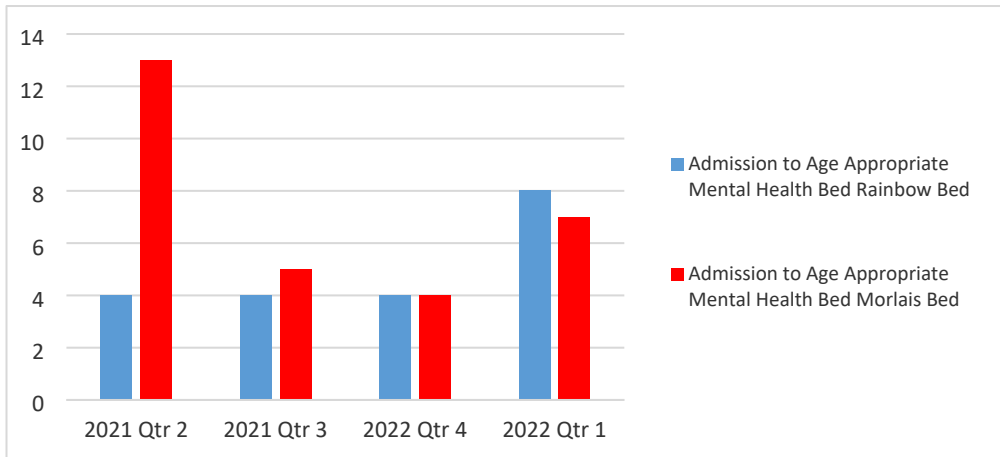
Q1 Self-harm / Overdose Admission Statistics split by gender and locality:



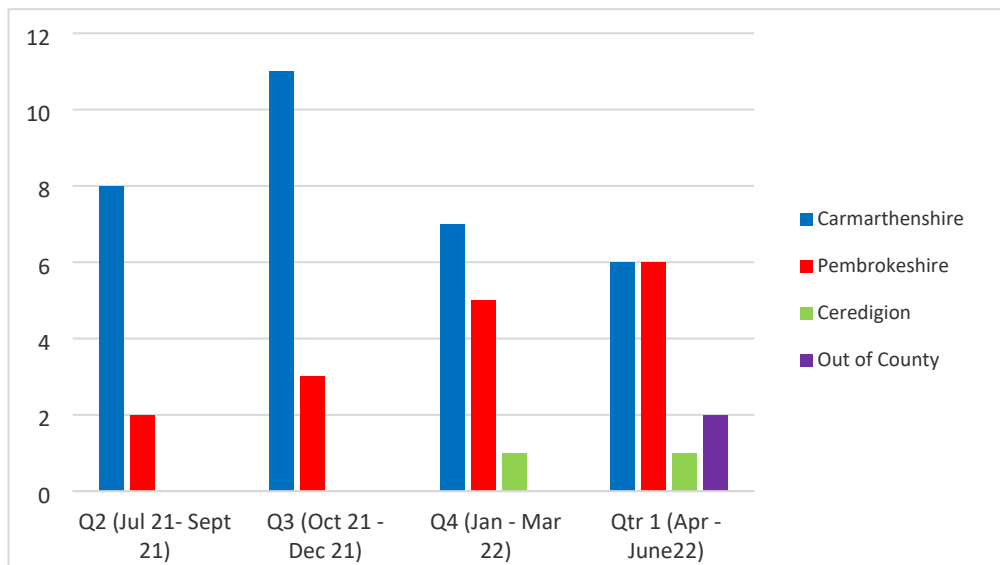
Q1 Self-harm / Overdose Admission Statistics split by gender and age profile:



Comparison Data (last 12 months) - Age Appropriate Bed

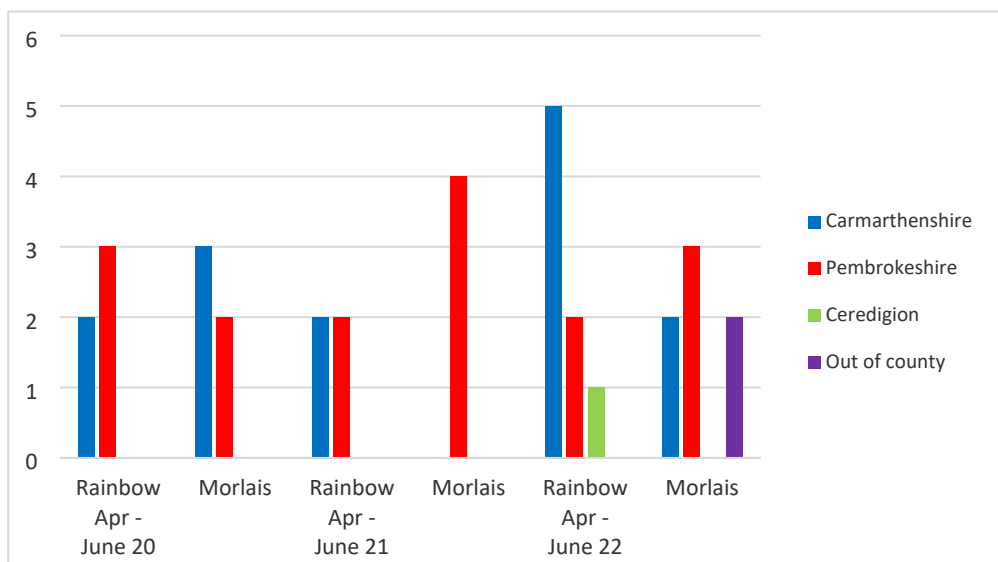


Admission Trend comparison by locality (last 12 months)



Annual Admission Comparison by locality

The following graph compares the numbers of admissions for Quarter 1 2022/2023 against the number of admissions for the same quarter of 2021/2022 and 2021/2020, further defined by locality.



Advocacy

In line with the Mental Health (Wales) Measure 2012, Health Boards are expected to ensure that access to Advocacy Services is in place, as per Part 4 of the Measure, for any individual admitted into hospital. All young people admitted to Morlais Ward are asked on admission if they would like access to an Independent Mental Health Advocate. The expected performance target is that 100% of clients are offered this and this information is recorded and reported via our Information Analyst.

On Cilgerran Ward, information is provided to young people on admission on the availability of access to the Advocacy Service. However, the above performance standard is not applicable therefore data is not routinely collated.

Angela Lodwick Head S-CAMHS

CEREDIGION
CWMPAS LOCAL OPERATIONAL GROUP

Performance Management Report – Safeguarding Adults

Quarter: 1

1/4/22 – 30/6/22

Quarter 1 - Overview

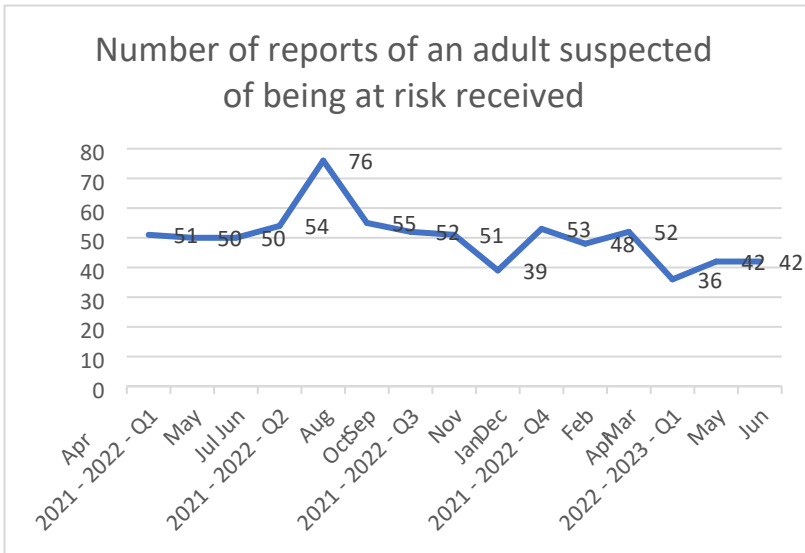
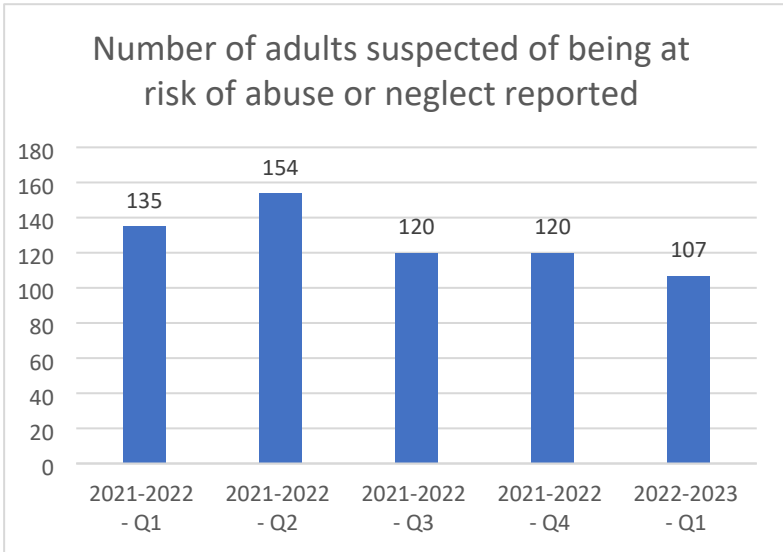
This period in the calendar is a busy time especially this year with the additional bank holiday. Each month has been impacted by this especially with leave, staffing levels and sickness. This has made this period quite challenging to maintain demand against resource. We have worked hard to ensure the people referred into the team have been seen and protected, this has meant on times the administrative elements have needed to be prioritised to ensure people are being spoken to etc.

Strategy and Professional Concern meetings have taken place to ensure service users are protected. Due to the above and personnel changes a back log of authorising meeting minutes has been recognised. This has been actioned as a priority and in the interim the actions and outcome will be sent out to attendees, which is a way of ensuring people are safeguarded immediately, although staff attending will have known the actions its best to have them sent out and the minutes can follow.

The Safeguarding team like many departments and authorities have experienced difficulty in recruiting and have utilised agency cover, this has come with its own limitations due to their locality and the inability to undertake the home visits required, this impacts on those working in the locality. This also pulls them from undertaking their own tasks.

We have also seen a marked increase of referral complexities, the need for closer working with the Court of Protection, Police joint visits etc.

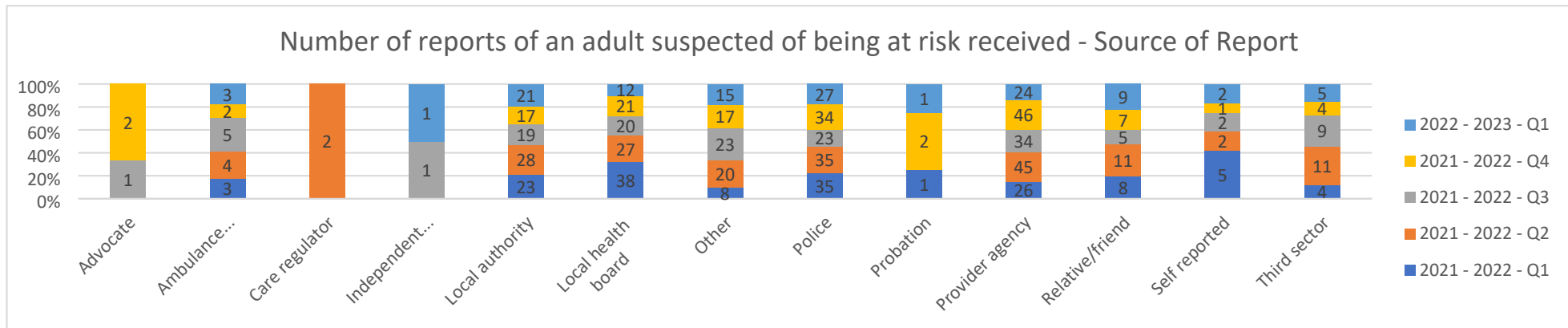
The team works hard to protect individuals and we are also involved in Escalating concerns procedures undertaking the Enquiry and Strategy meetings where necessary.



In comparison to Q1 last year there is a marked drop in the number of adults, this also shows a change to the trend. There is a need to monitor this and undertake further information analysis to fully understand if this is a short- or long-term reduction or trend. This is also shown in the number of adults suspected of being at risk however this is slightly up and comparable with Q3.

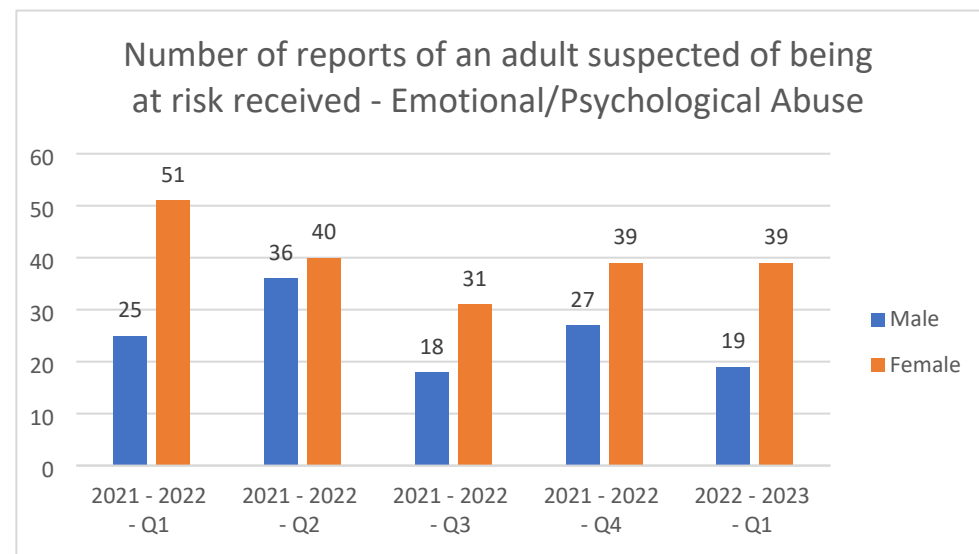
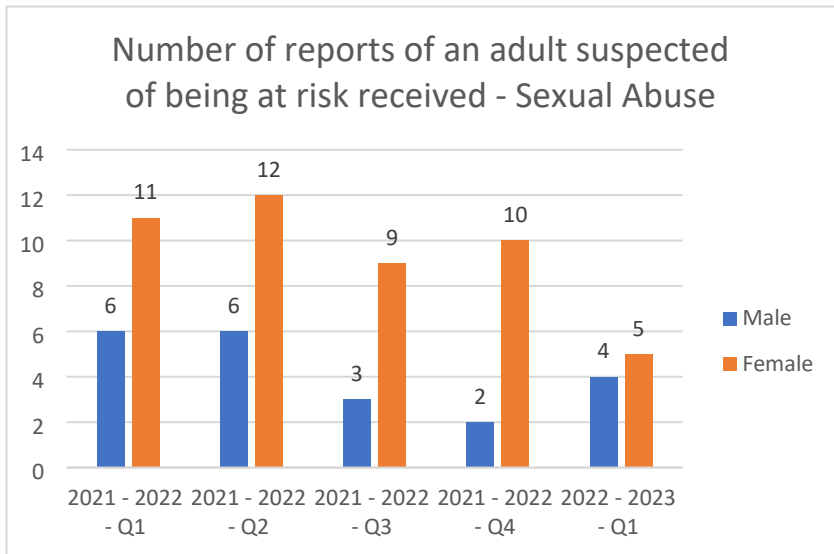
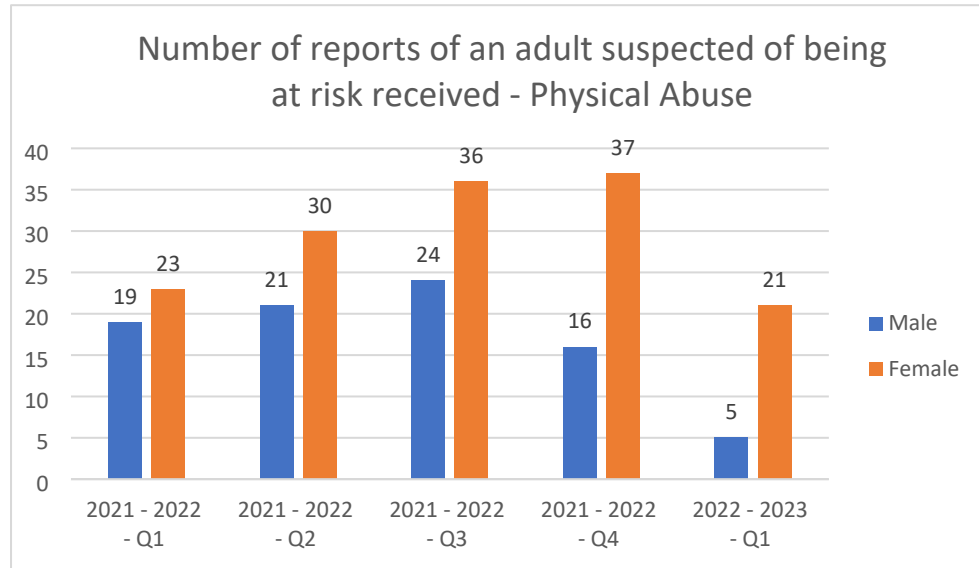
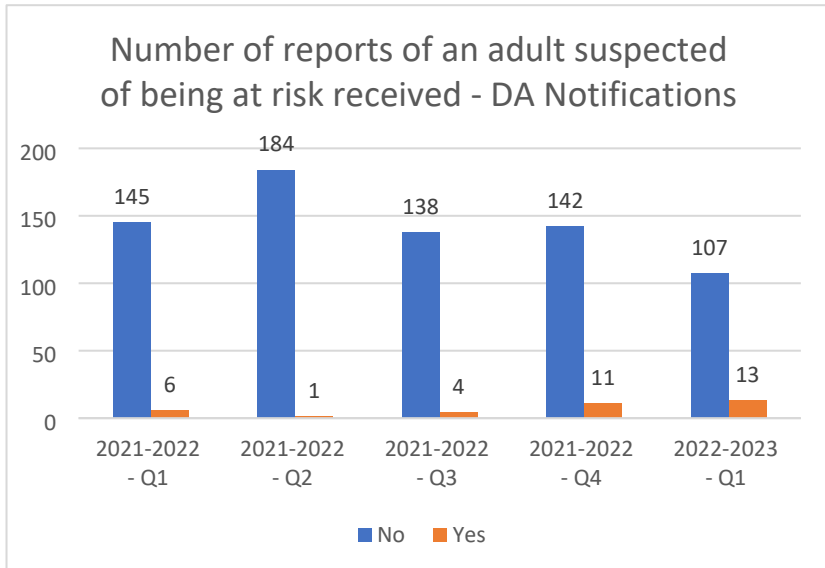
Reports - Month

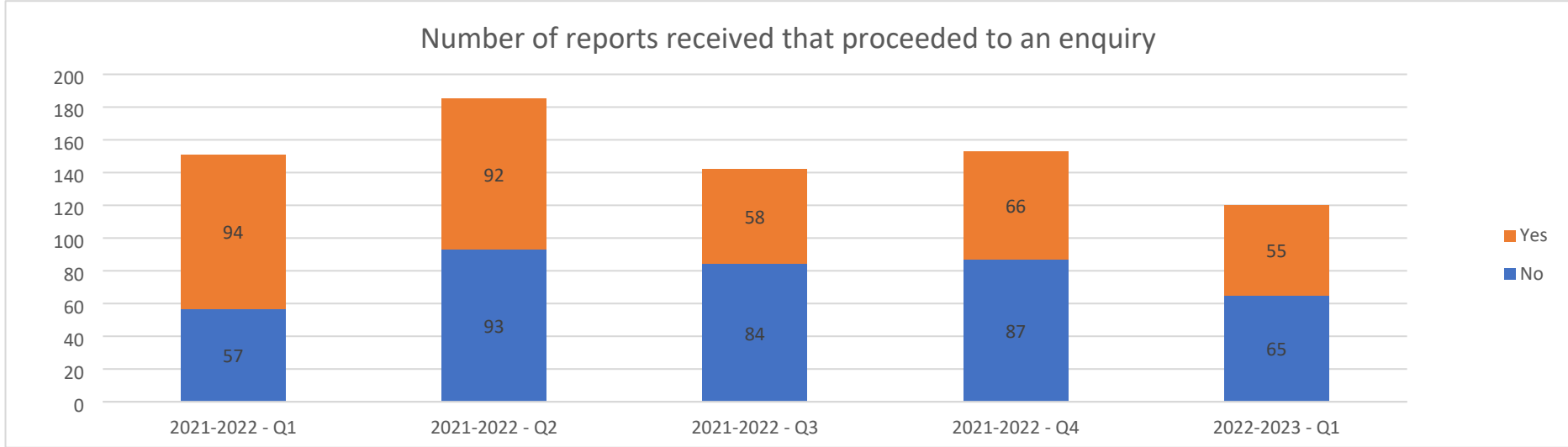
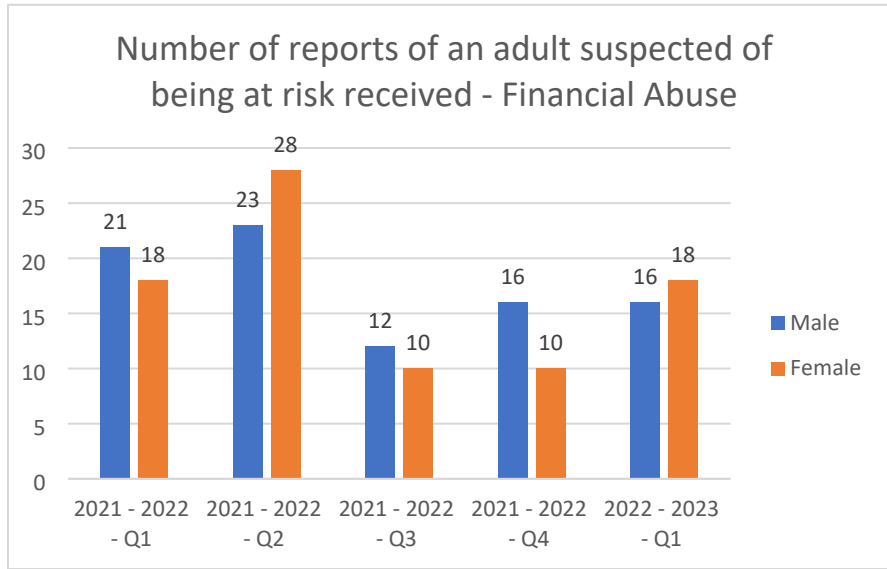
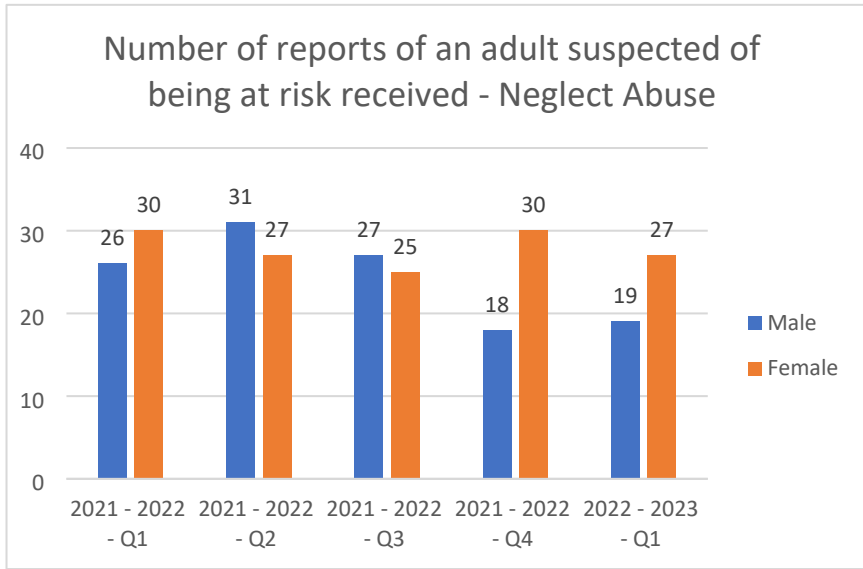
Row Labels	Count of Assessment ID
2021 - 2022 - Q1	151
Apr	51
May	50
Jun	50
2021 - 2022 - Q2	185
Jul	54
Aug	76
Sep	55
2021 - 2022 - Q3	142
Oct	52
Nov	51
Dec	39
2021 - 2022 - Q4	153
Jan	53
Feb	48
Mar	52
2022 - 2023 - Q1	120
Apr	36
May	42
Jun	42
Grand Total	751



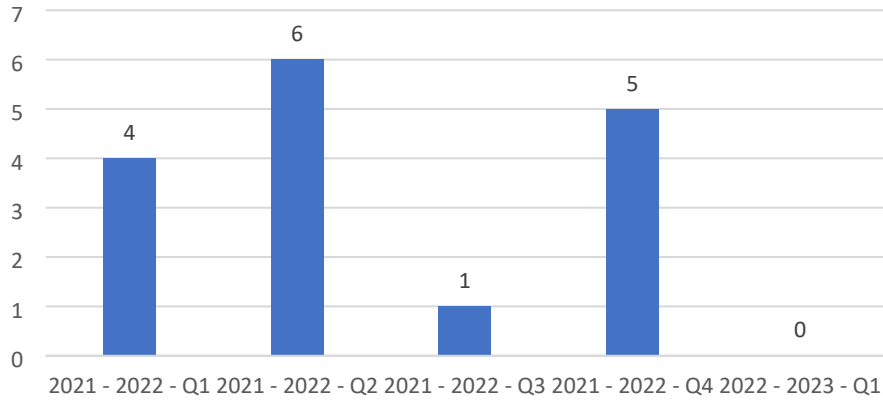
Count of Assessment ID	Column Labels					Grand Total
Row Labels	2021 - 2022 - Q1	2021 - 2022 - Q2	2021 - 2022 - Q3	2021 - 2022 - Q4	2022 - 2023 - Q1	Grand Total
Advocate				1	2	3
Ambulance service	3	4	5	2	3	17
Care regulator		2				2
Independent hospital			1		1	2
Local authority	23	28	19	17	21	108
Local health board	38	27	20	21	12	118
Other	8	20	23	17	15	83
Police	35	35	23	34	27	154
Probation	1			2	1	4
Provider agency	26	45	34	46	24	175
Relative/friend	8	11	5	7	9	40
Self-reported	5	2	2	1	2	12
Third sector	4	11	9	4	5	33
Grand Total	151	185	142	153	120	751

This highlights **Provider agency** and **Police** are still our main referral source over all, however based on the recent reporting period they have both shown a reduction. Comparing the last quarter report shows a small increase from the council, a reduction in the number from our Health colleagues., It's also shown a significant change in provider agency referrals. Although this is comparable to Q1 21 so does the period bring other wider influences for example holiday period.

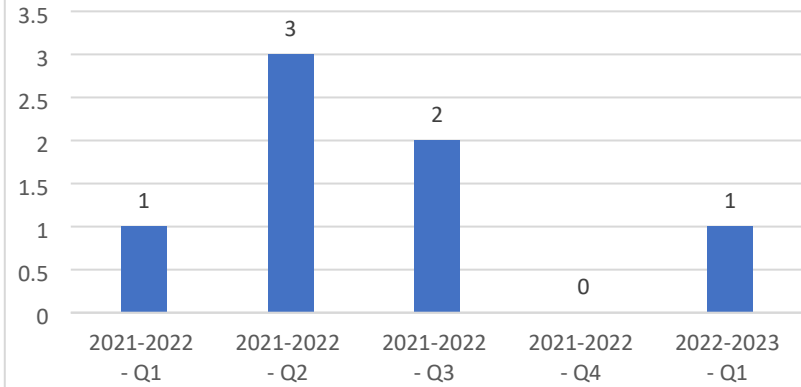




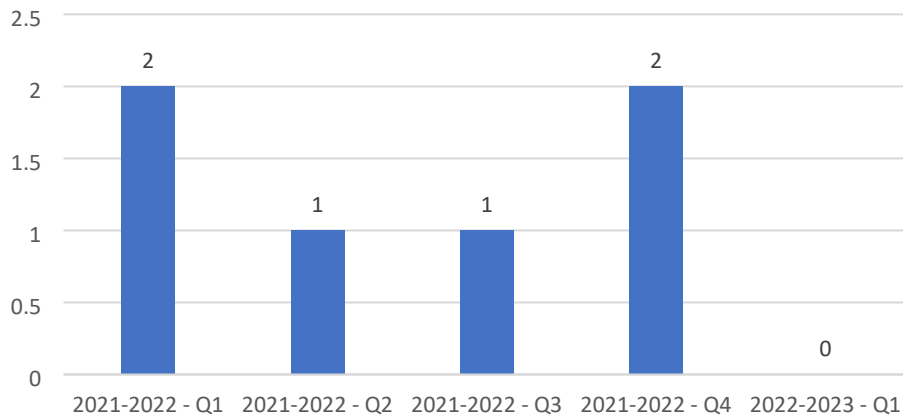
Number of enquiries that concluded that action was required - Own Home



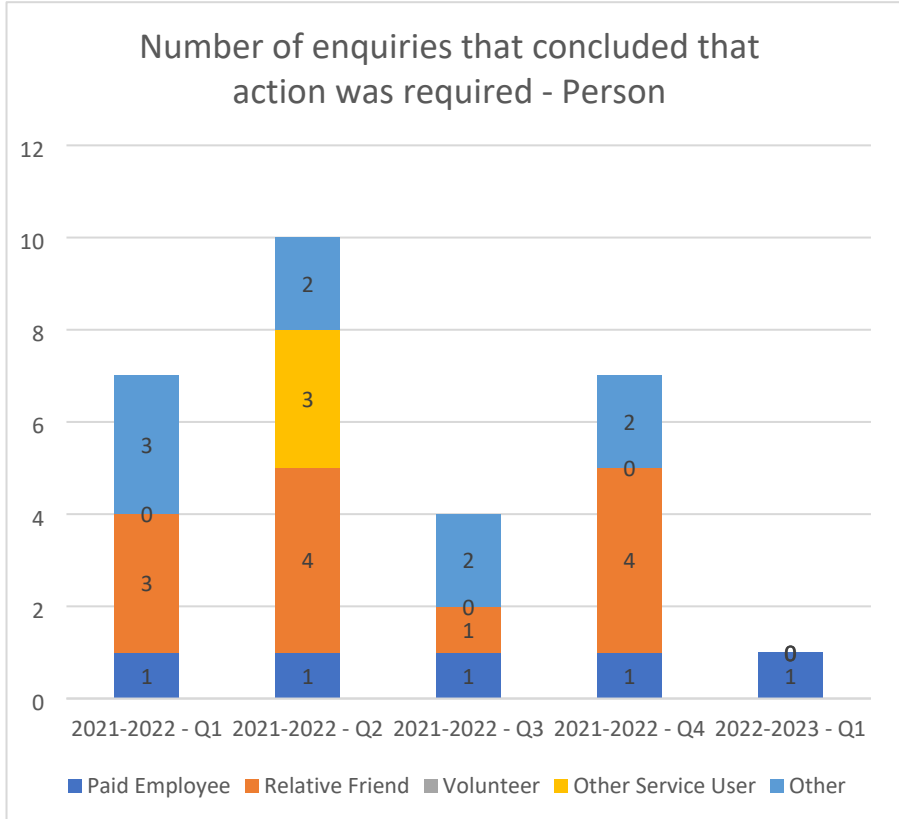
Number of enquiries that concluded that action was required - Care Home Setting



Number of enquiries that concluded that action was required - Community



Due to the demand and staffing issues, we acknowledge there are some exception reports awaiting completion. This has had an impact on this period's feedback. The information will be updated and shown in the next period reporting.



The detail shown is limited in numbers but it's reinforcing the fact that victims often know they assailant or the person is paid to be there in a capacity to support.

Period	Paid Employee	Relative Friend	Volunteer	Other Service User	Other
2021-2022 - Q1	1	3	0	0	3
2021-2022 - Q2	1	4	0	3	2
2021-2022 - Q3	1	1	0	0	2
2021-2022 - Q4	1	4	0	0	2
2022-2023 - Q1	1	0	0	0	0

Modern Day Slavery

Dyfed Powys Anti-Slavery Group was cancelled on the 15th September, December will be the next planned date as they are 3monthly. They have agreed to have a rolling chair to ensure we are all taking ownership and share the workload. Chief Inspector Richard Yelland will support the next chair so there is an overlap and transition.

Modern Slavery MARAC meets regularly next one 14th October

Training, although we have not got an E Learning option at present, we are awaiting Welsh Gov agreement to launch a national E Learning programme.

Training flyer - **The Children's Society's latest [#Look Closer campaign](#) running from October 3rd to the 9th 2022.**

[#Look Closer](#) is our national partnership campaign with the National County Lines Co-ordination Centre and the British Transport Police aiming to raise awareness of child exploitation and abuse, with a particular focus on public spaces. The campaign also seeks to challenge assumptions and stereotypes of victimhood and highlights that child exploitation can happen anywhere, and any young person can be a victim.

This October, we have a particular focus on gender and how our assumptions can impact the way we safeguard and support young victims of exploitation. This will include a new resource for professionals and a new session on our Programme of Learning and includes asking professionals to consider how they can be more inclusive of trans and non-binary young people, to better protect them from harm.

Our updated content includes:

- **Guidance and advice for a wide range of audiences**
- **Free resources**
- **Free Programme of Learning events during the week of the 3rd of October**

- **Suggestions on how you can engage with campaign.**

We also invite you to join our #Look Closer October 2022 Launch Briefing on Monday the 3rd of October.

Please use the following link to register. <https://www.eventbrite.co.uk/e/lookcloser-kick-off-briefing-tickets-420633023697>

Many thanks for your ongoing support and if you have any questions please contact Prevention@childrenssociety.org.uk

Helen Khezzadeh Prevention Officer South Wales, Prevention Programme (CSE/A, CCE, Modern Slavery, Trafficking)